

Citi Tub, 6" Shower & 3 Function Hand Shower Trim Kit

F243027T

Specifications:

- ➔ Metal construction for durability and reliability
- ➔ Pressure balancing volume control with 3-way two handle diverting
- ➔ Maximum temperature limit stop for added safety
- ➔ Integral stop check valves for easy maintenance
- ➔ ADA compliant with alternate handle below
- ➔ Requires the fluid F1023B or 1003B pressure balancing valve, (sold separately and available with shut off or ****sharing** in solder, PEX and PEX-W.)

Components:

F1001T	Cartridge Sleeve
FP6024041	Blade Handle
FP801013	Diverter Sleeve
FP605752	Diverter Handle
FP6001142-3PB	Round Cover Plate
FP6016008	8" Shower Arm
FP6000350	6" Shower Head
FP40120	3-Function Hand Shower*
FA802	Slide Bar With Integral Outlet
FP6001006	60" Shower Hose*
FP6057034	8" Pipe Tub Spout

****sharing** available where allowed by code


Kit with Alternate Handle: **F243027T-AR**




Features:

 Requires 3-way diverting F1003B or F1023B valve

 Integral Stops

 Bubble Level

 Speed Connect



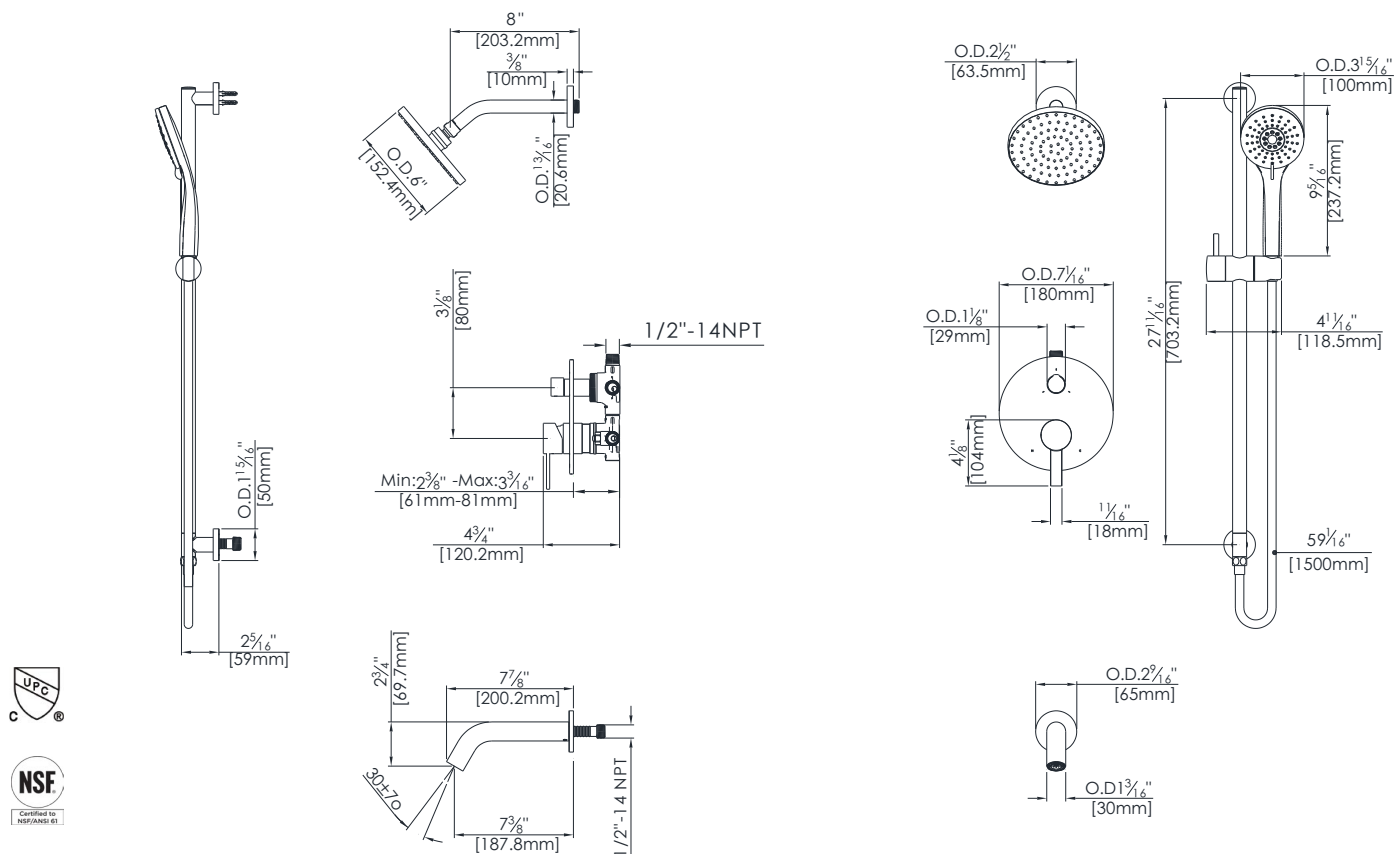
* Matte black version uses an FP6001007MB Shower Hose & FP40130MB 3-Function Hand Shower

Polished Chrome (CP), Brushed Nickel (BN) and Matte Black (MB)



Technical Drawing

F243027T



Codes and Standards: ANSI/ASME A112.18.1, CSA B125.1, IAPMO /cUPC Listed

Warranty:

Limited Lifetime Faucet Warranty against material and manufacturing defects for residential use.

2 Year Limited Warranty on all industrial, commercial and business applications.

Kit Variations:

Kit with ADA diverter handle:

F243027T-AR

Kit with square style cover plate & diverter handle: **F243027T-S**

Flow Rate:

Shower Head 1.8 gpm @ 60 psig

Hand Shower 1.8 gpm @ 60 psig

Tub spout 4.5 gpm @ 60 psig

Low Flow Alternative: Shower Head & Hand Shower @ 1.5 gpm: **F243027T-15**