

Specifications:







- Metal construction for durability and reliability
- Swivel spout with 360 degree or 140 degree rotation with supplied stop
- Pull down and retractable magnetic system
- Kerox ceramic cartridge ensures life long, trouble free service
- Single handle operation allows both volume and temperature control
- Quick and easy installation with quick hose connector
- Dual function spray head with spray and aerated flow
- Limited to flow rate of 1.8 gpm (6.8 lpm) at 60 psi
- Maximum deck thickness 1 - 3/4" (45 mm) with spacer and 2 - 1/2" (63 mm) without spacer
- 1-1/2" faucet hole size for drilling is recommended
- 8" deck plate for 3-hole installation is available and sold separately
- ADA Compliant

Pull down Kitchen Faucet with Magnetic Dual function Head

F827



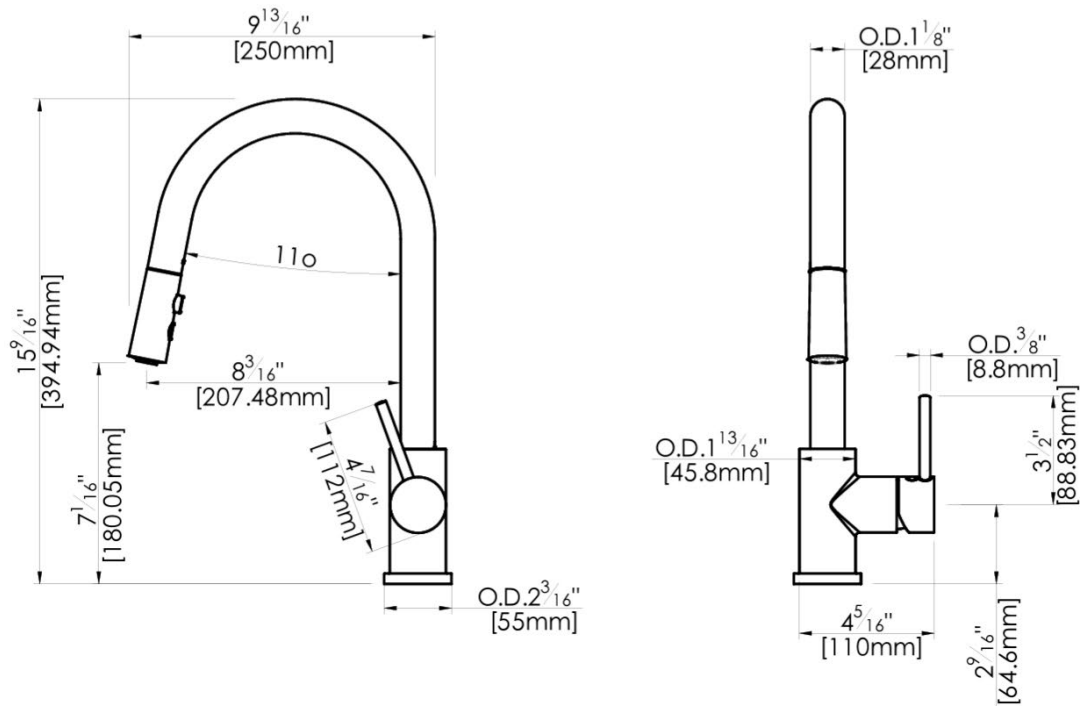
Features:

-  360 Degree Rotation with 140 Degree Lock
-  Dual Spray Kitchen Faucet
-  Pull Down Kitchen Spout
-  Magnetic Docking
-  Ceramic Disk Cartridge
-  Metal Construction

Polished Chrome (CP), Stainless Steel (SS) and Matte Black (MB)

Technical Drawing

F827



Warranty:

Limited Lifetime Faucet Warranty
against material and manufacturing
defects for residential use.

2 Year Limited Warranty on all industrial,
commercial and business applications.

Codes & Standards:

ANSI/ASME A112.18.1
CSA B125.1
NSF/ANSI/CAN 61: Q < 1
NSF / ANSI / CAN372
IAPMO / cUPC Listed
EPA Watersense Listed
ADA Compliant

Flow Rate:

1.8 gpm, (6.8 lpm), @ 60 psig

Low Flow Alternative
@1.5 gpm (5.7 lpm) **F827-15**

Low Flow Alternative
@1.0 gpm (3.8 lpm) **F827-10**