

Somerton Smart Two Piece Easy Height Elongated Lever Toilet

829110 (-R) + 829109

Specifications

- Vitreous China Dual Flush High Efficiency Toilet (HET)
- Elongated washdown bowl with box flushing rim.
- Designed to provide a seat height of 17 1/2" (445mm) measured to the top of the toilet seat.
- The tank incorporates a high performance barrel type outlet valve which has been specially developed with the Easy Height Elongated bowl to ensure reliable flushing performance.
- The toilet is suitable for multi-purpose applications, including those where water conservation is important
- A 326611W soft close detachable seat is included.
- Tank: **829110 or 829110-R** (right lever) Bowl: **829109**
- Bowl Weight: 57.2 lbs (26 kg) Tank weight: 40 lbs (18.2 kg)

Outlet:

Floor mounted. Connection to waste outlet requires the offset plastic **Caroma Smart Connect** outlet connector and is adaptable for 10" (255mm) to 12" (305mm) rough-in.

Tank:

The tank has a free lifting lid and is suitable for domestic and light commercial applications. Push down side lever for full flush (1.28 gpf / 4.8 lpf) and pull up side lever for reduced flush (0.8 gpf / 3 lpf).








Water Control Valve:

Standard Bottom Entry Tank – available as left hand inlet and incorporates a super quiet water control assembly. Internal overflow only. A 16" long toilet hose connector is included.

Fixing:

The tank is fixed directly to the closet bowl with a robust base fixing system without the need for wall fixing.

Features:

- | | |
|--|---|
|  Dual Flush |  Two Piece |
|  Smart Glazed Bowl |  Detachable Seat |
|  Skirted Bowl |  Soft Closing Seat |
|  Smart Connect Included | |

Flush Volume: 1.28/0.8 gpf (4.8/3 lpf)

Technical Drawing & Certifications

829110W + 829109

All dimensions are in inches and millimeters and are subject to normal manufacturing variations. Caroma pursues a policy of continuing improvement in design and performance of its products. The right is therefore reserved to vary specifications without notice.

Closet bowl fixing: The closet bowl should be sealed with an approved silicon caulking.

Smart Glaze™



ADA Compliant



Watersense Certified



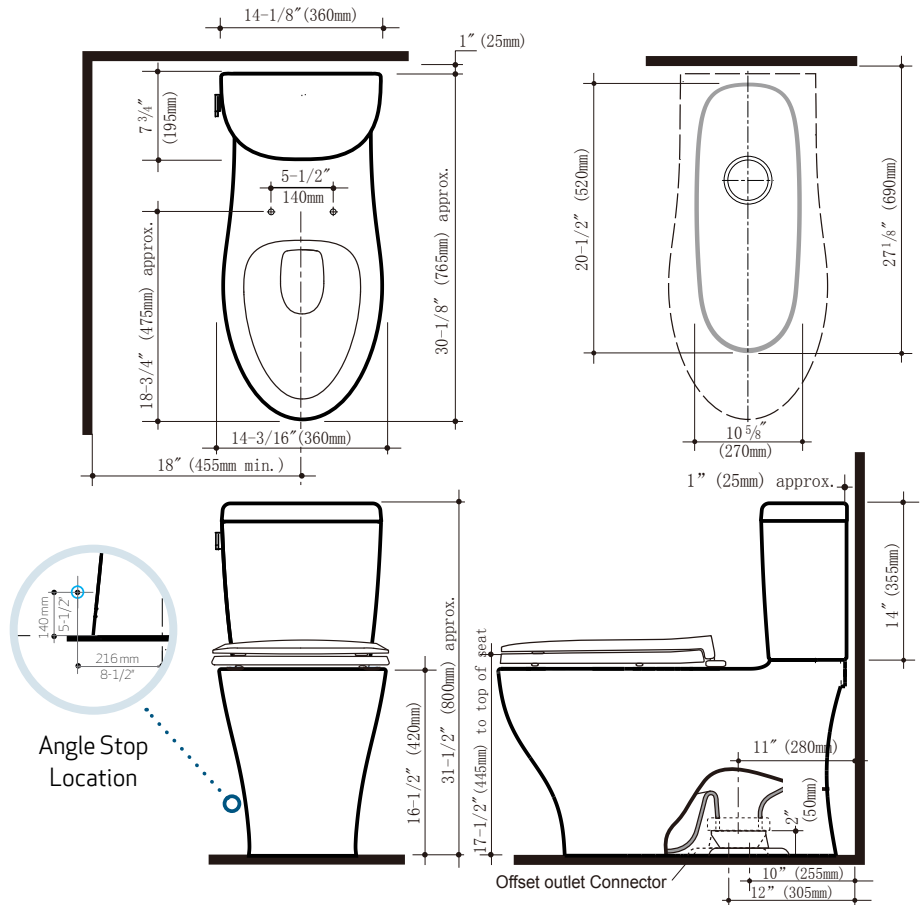
Uniform Plumbing Code Certified



MAP Premium Certified



High Efficiency Toilet



Warranty:

Effective for sales on or after August 12, 2025

Sustainable Solutions warrants its Caroma® brand toilets to be free from defects in materials and workmanship under normal residential or commercial use, according to the following terms:

- ➔ Vitreous china components: 5-Year Limited Warranty (60 months)
- ➔ Mechanical components (e.g., tank internals, handles, plastic parts): 3-Year Limited Warranty (36 months)
- ➔ Toilet seats included with purchase: 2-Year Limited Warranty (24 months)

This limited warranty applies only to the original purchaser and installation of these products. In the event of a limited warranty claim, proof of purchase from an authorized reseller will be required. For complete warranty details, including conditions and exclusions, please visit sustainablesolutions.com.

Important:

The Caravelle Smart Two Piece Easy Height Elongated toilet will comply with the Americans with Disabilities Act when installed to Easy Height Standards for Accessible Design, Section 4.16 Water Closets. Further reference must be made to the relevant sections of Easy Height Standards For Accessible Design with current amendments to determine clear floor space, grab bar, and operation requirements.