

Sydney Smart One Piece Easy Height Elongated Lever Toilet

987200 (-R)

Specifications

- Vitreous China Dual Flush High Efficiency Toilet (HET)
- Elongated washdown bowl with box flushing rim.
- Designed to provide a seat height of 17 1/2" (445mm) measured to the top of the toilet seat.
- Smooth contours and a concealed trapway for easy cleaning
- The toilet is suitable for multi-purpose applications, including those where water conservation is important
- A 326202W soft close elongated seat is included.
- Left Lever Toilet: **987200** Right Lever Toilet: **987200-R**
- Weight: 103 lbs (47.0 kg)

Outlet:

Floor mounted. Connection to waste outlet requires the offset plastic **Caroma Smart Connect** outlet connector and is adaptable for 10" (255mm) to 12" (305mm) rough-in.

Tank:

The tank is an integral part of the toilet with a free fitting lid and is suitable for domestic and light commercial applications. Push down side lever for full flush (1.28 gpf / 4.8 lpf) and pull up side lever for reduced flush (0.8 gpf / 3 lpf).







Water Control Valve:

Standard Bottom Entry Tank – available as left hand inlet and incorporates a super quiet water control assembly. Internal overflow only.

Fixing:

The one piece toilet is fixed to the floor with the Smart Connect Offset Adapter. Bowl is to be bonded to the floor with an approved silicon caulking.

Features:

- | | |
|--|--|
|  Dual Flush |  Smart Connect Included |
|  Smart Glazed Bowl |  One Piece |
|  Skirted Bowl |  Soft Closing Seat |

Flush Volume: 1.28/0.8 gpf (4.8/3 lpf)

Technical Drawing & Certifications

987200 (-R)

All dimensions are in inches and millimeters and are subject to normal manufacturing variations. Caroma pursues a policy of continuing improvement in design and performance of its products. The right is therefore reserved to vary specifications without notice.

Closet bowl fixing: The closet bowl should be sealed with an approved silicon caulking.

Smart Glaze™



ADA Compliant



Watersense Certified



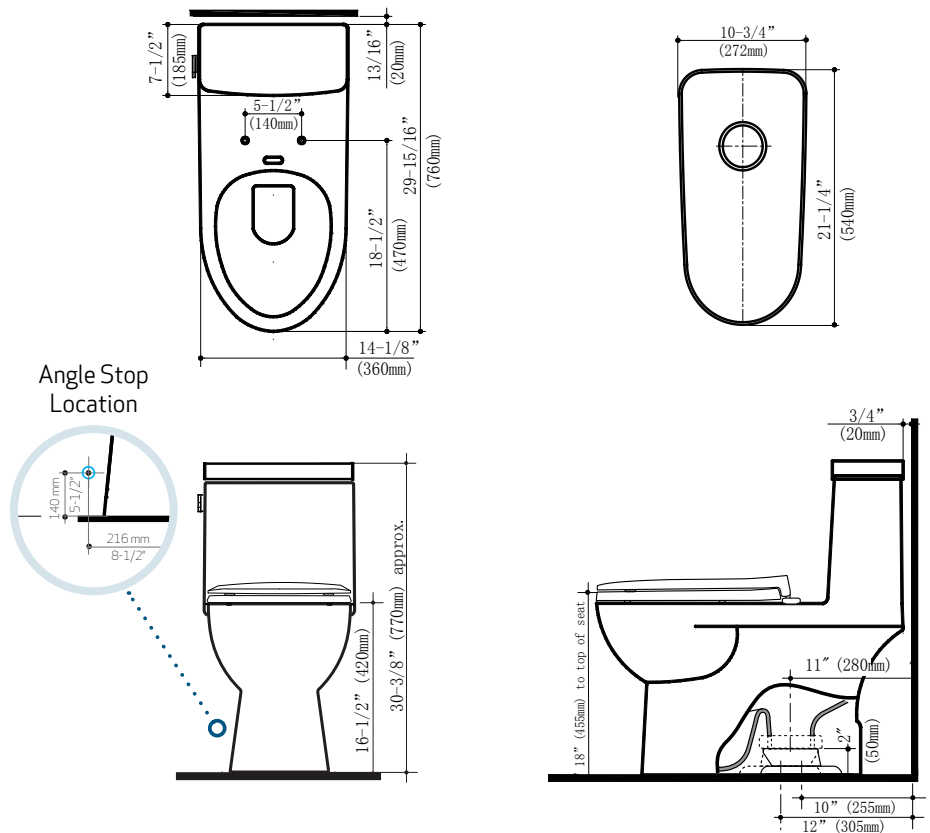
Uniform Plumbing Code Certified



MAP Premium Certified



High Efficiency Toilet



Warranty:

Effective for sales on or after August 12, 2025

Sustainable Solutions warrants its Caroma® brand toilets to be free from defects in materials and workmanship under normal residential or commercial use, according to the following terms:

- ➔ Vitreous china components: 5-Year Limited Warranty (60 months)
- ➔ Mechanical components (e.g., tank internals, handles, plastic parts): 3-Year Limited Warranty (36 months)
- ➔ Toilet seats included with purchase: 2-Year Limited Warranty (24 months)

This limited warranty applies only to the original purchaser and installation of these products. In the event of a limited warranty claim, proof of purchase from an authorized reseller will be required. For complete warranty details, including conditions and exclusions, please visit sustainable-solutions.com.

Important:

The Caravelle Smart Two Piece Easy Height Elongated toilet will comply with the Americans with Disabilities Act when installed to Easy Height Standards for Accessible Design, Section 4.16 Water Closets. Further reference must be made to the relevant sections of Easy Height Standards For Accessible Design with current amendments to determine clear floor space, grab bar, and operation requirements.