

Specifications

- ➔ Vitreous China Dual Flush High Efficiency Toilet (HET)
- ➔ Elongated washdown bowl with box flushing rim.
- ➔ Designed to provide a seat height of 17 1/2" (445mm) measured to the top of the toilet seat.
- ➔ A 326202W soft close seat is included.
- ➔ **Tank:** 920101W (left lever) 920101W-R (right lever)
- ➔ **Bowl:** 920450W
- ➔ **Bowl weight:** 82.5 lbs (37.5 kg) **Tank weight:** 30.4 lbs (13.8 kg)
- ➔ **Color:** White

Outlet:

Wall mounted rear outlet connection. M-147380 Back Outlet Connector is included. Use a proper foam gasket or wax ring (not supplied) that is designed for wall mount outlet connection.

Tank:

The tank is an integral part of the toilet with a free fitting lid and is suitable for domestic and light commercial applications. Push down side lever for full flush (1.28 gpf / 4.8 lpf) and pull up side lever for reduced flush (0.8 gpf / 3 lpf).

Water Control Valve:

Standard Bottom Entry Tank -- available as left hand inlet that incorporates a super quiet water control assembly. Internal overflow only.







Fixing:

The tank is fixed directly to the closet bowl with a robust base fixing system.

Flush Volume:

1.28/0.8 gpf (4.8/3 lpf)

Features:

- | | |
|---|--|
|  Dual Flush |  Two Piece |
|  Smart Glazed Bowl |  Soft Closing Seat |
|  Back Outlet |  Fully Skirted Bowl |

Caravelle Smart Back Outlet Two Piece Easy Height Elongated Toilet

920450W + 920101W



Back View

Technical Drawing & Certifications

920450W + 920101W

All dimensions are in inches and millimeters and are subject to normal manufacturing variations. Caroma pursues a policy of continuing improvement in design and performance of its products. The right is therefore reserved to vary specifications without notice.

Closet bowl fixing: The closet bowl should be sealed with an approved silicon caulking.

Smart Glaze™



Watersense Certified



Uniform Plumbing Code Certified



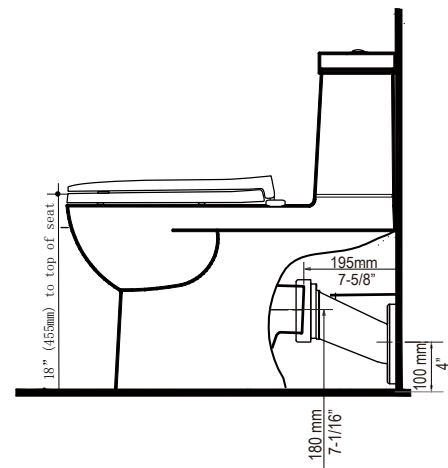
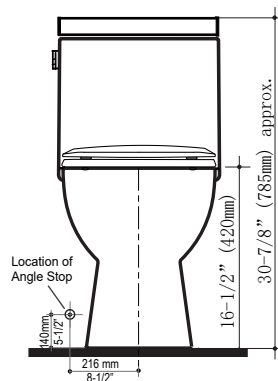
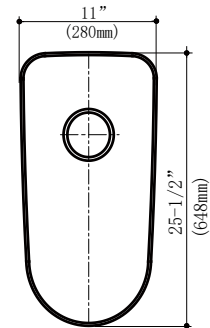
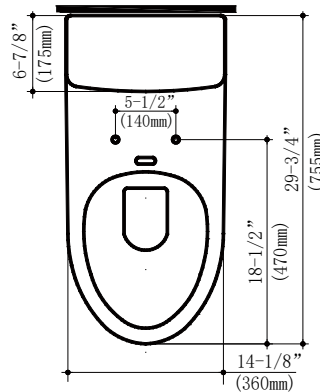
MAP Premium Certified



High Efficiency Toilet



ADA Approved



Warranty:

Effective for sales on or after August 12, 2025

Sustainable Solutions warrants its Caroma® brand toilets to be free from defects in materials and workmanship under normal residential or commercial use, according to the following terms:

- ➔ Vitreous china components: 5-Year Limited Warranty (60 months)
- ➔ Mechanical components (e.g., tank internals, handles, plastic parts): 3-Year Limited Warranty (36 months)
- ➔ Toilet seats included with purchase: 2-Year Limited Warranty (24 months)

This limited warranty applies only to the original purchaser and installation of these products. In the event of a limited warranty claim, proof of purchase from an authorized reseller will be required. For complete warranty details, including conditions and exclusions, please visit sustainablesolutions.com.

Important:

The Caravelle Smart Two Piece Easy Height Elongated toilet will comply with the Americans with Disabilities Act when installed to Easy Height Standards for Accessible Design, Section 4.16 Water Closets. Further reference must be made to the relevant sections of Easy Height Standards For Accessible Design with current amendments to determine clear floor space, grab bar, and operation requirements.