

Specifications

- ➔ Vitreous China Dual Flush High Efficiency Toilet (HET)
- ➔ Elongated washdown bowl with box flushing rim
- ➔ Designed to provide a seat height of between 17" and 19" (432 mm to 482 mm) measured to the top of the toilet seat
- ➔ Smooth contours and a concealed trapway for easy cleaning
- ➔ The toilet is suitable for multi-purpose applications, including those where water conservation is important
- ➔ A 326202W soft close seat is included
- ➔ Top Button Tank: **920100W**
- ➔ Bowl: **920102W**
- ➔ Bowl Weight: 82 lbs (37.3 kg) Tank Weight: 33.6 lbs (15.3 kg)
- ➔ Color: White

Outlet:

Floor mounted. Connection to waste outlet requires the offset plastic **Caroma Smart Connect** outlet connector for 10" (255mm) to 12" (305mm) rough-in.

Tank:

The tank is an integral part of the toilet with a free fitting lid and is suitable for domestic and light commercial applications.







Water Control Valve:

Standard Bottom Entry Tank – available as left hand inlet and incorporates a super quiet water control assembly. Internal overflow only.

Fixing:

The one piece toilet is fixed to the floor with corrosion resistant screws and washers and a fixing assembly kit. Bowl is to be bonded to the floor with an approved silicon caulking.

Features:

- | | |
|--|--|
|  Dual Flush |  Smart Connect Included |
|  Smart Glazed Bowl |  Two Piece |
|  Skirted Bowl |  Soft Closing Seat |

Caravelle Smart 2 Piece EH Elongated Top Button Toilet Suite

920102W + 920100W



Flush Volume: 1.28/0.8 gpf (4.8/3 lpf)

Technical Drawing & Certifications

920102W + 920100W

All dimensions are in inches and millimeters and are subject to normal manufacturing variations. Caroma pursues a policy of continuing improvement in design and performance of its products. The right is therefore reserved to vary specifications without notice.

Closet bowl fixing: The closet bowl should be sealed with an approved silicon caulking.

Smart Glaze™



Watersense Certified



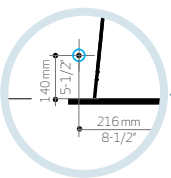
Uniform Plumbing Code Certified



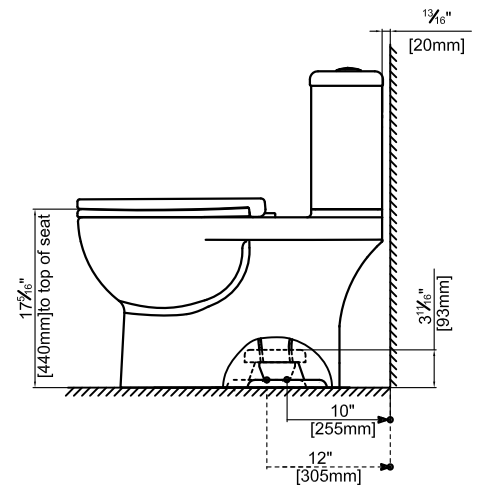
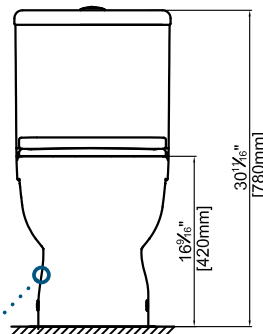
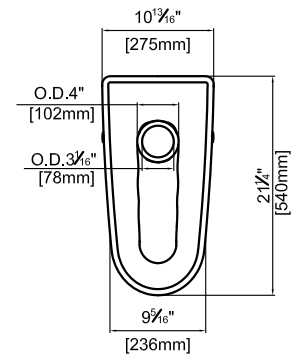
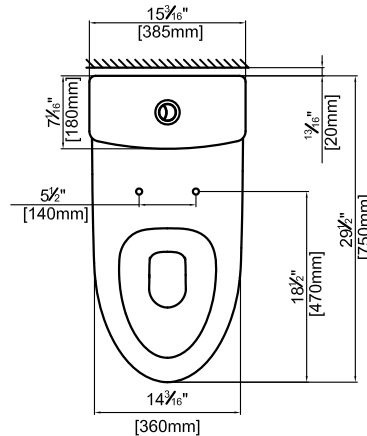
MAP Premium Certified



High Efficiency Toilet



Angle Stop Location



Warranty:

Effective for sales on or after August 12, 2025

Sustainable Solutions warrants its Caroma® brand toilets to be free from defects in materials and workmanship under normal residential or commercial use, according to the following terms:

- ➔ Vitreous china components: 5-Year Limited Warranty (60 months)
- ➔ Mechanical components (e.g., tank internals, handles, plastic parts): 3-Year Limited Warranty (36 months)
- ➔ Toilet seats included with purchase: 2-Year Limited Warranty (24 months)

This limited warranty applies only to the original purchaser and installation of these products. In the event of a limited warranty claim, proof of purchase from an authorized reseller will be required. For complete warranty details, including conditions and exclusions, please visit sustainablesolutions.com.

Codes and Standards

- ➔ ASME A112.19.2/CSA B45.1
- ➔ EPA WaterSense
- ➔ California Energy Commission (CEC)
- ➔ ADA