

## Specifications:



- Heavy brass construction
- European made Kerox ceramic cartridge ensures life long trouble free service
- Single lever handle diverts water to spout or hand shower
- Single lever handle operation allows both volume and temperature control
- Inlet connection 1/2" NPT female thread
- Quick and easy floor mount installation
- Flexible hand shower support
- Fixed tub spout
- Floor mounted base included
- ADA



### F4013-BASE


Floor mounted rough-in valve included. 1/2" inlet female NPT. Test plugs are provided.

## Features:

-  Precision Ceramic Disc Cartridge
-  Heavy Brass Construction

## Free Standing Tub Filler with Hand Shower

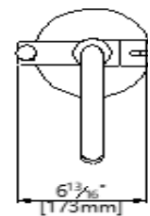
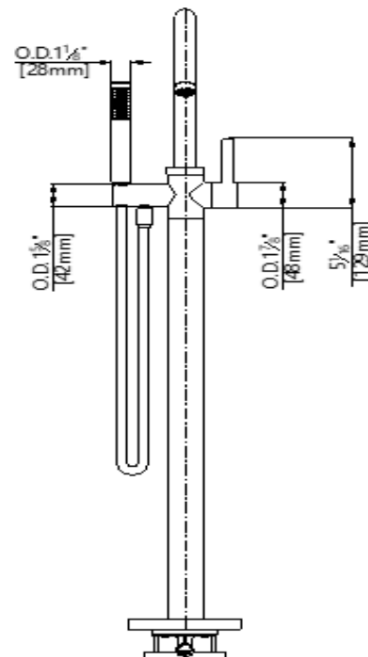
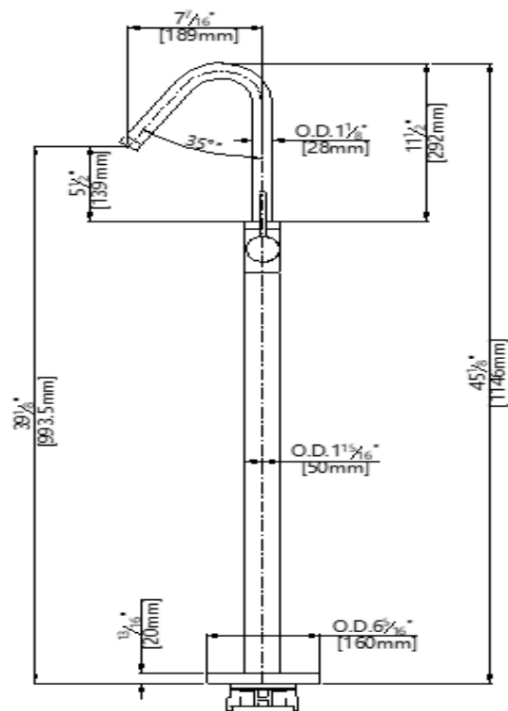
F4013MB



Matte Black (MB)

## Technical Drawing

F4013MB



### Warranty:

Limited Lifetime Faucet Warranty against material and manufacturing defects for residential use.

2 Year Limited Warranty on all industrial, commercial and business applications.

### Codes & Standards:

ANSI/ASME A112.18.1  
CSA B125.1  
NSF61-9  
IAPMO / cUPC Listed  
EPA Watersense Listed  
AB1953 California Lead Plumbing Law Certified  
ADA Compliant

### Flow Rate:

**Tub Spout:** 5.3 gpm (20 lpm) @45 psig or 6.8 gpm (26 lpm) @60psig

**Hand Shower:** 1/8 gpm, (6.8 lpm) @45 psig