

### Specifications:

- Metal construction for durability and reliability
- Pressure balancing volume control
- Max-temperature limit stop for added safety
- Integral stop check valves for easy maintenance
- Requires the fluid F1001B or F1021B pressure balancing valve, (sold separately and available in solder, PEX and PEX-W.)


### Components:


F1001TMB .....	Sleeve Tube and Cap
FP6028341MB .....	Wisdom Handle
FP6001035MB-1PB.....	Round Cover Plate
FP900216MB .....	16" Switch Shower Arm
FP6002150MB .....	8" Rain Showerhead
FP40130MB .....	3-Function Round Hand Shower*
FP933000MB .....	Switch Slide Bar
FP6001007MB .....	60" Shower Hose*

### Features:

 Requires non-diverting F1001B or F1021B valve

 Integral Stops

 Bubble Level

 Speed Connect

## Wisdom Switch 8" Rain Showerhead & Hand Shower Trim Kit

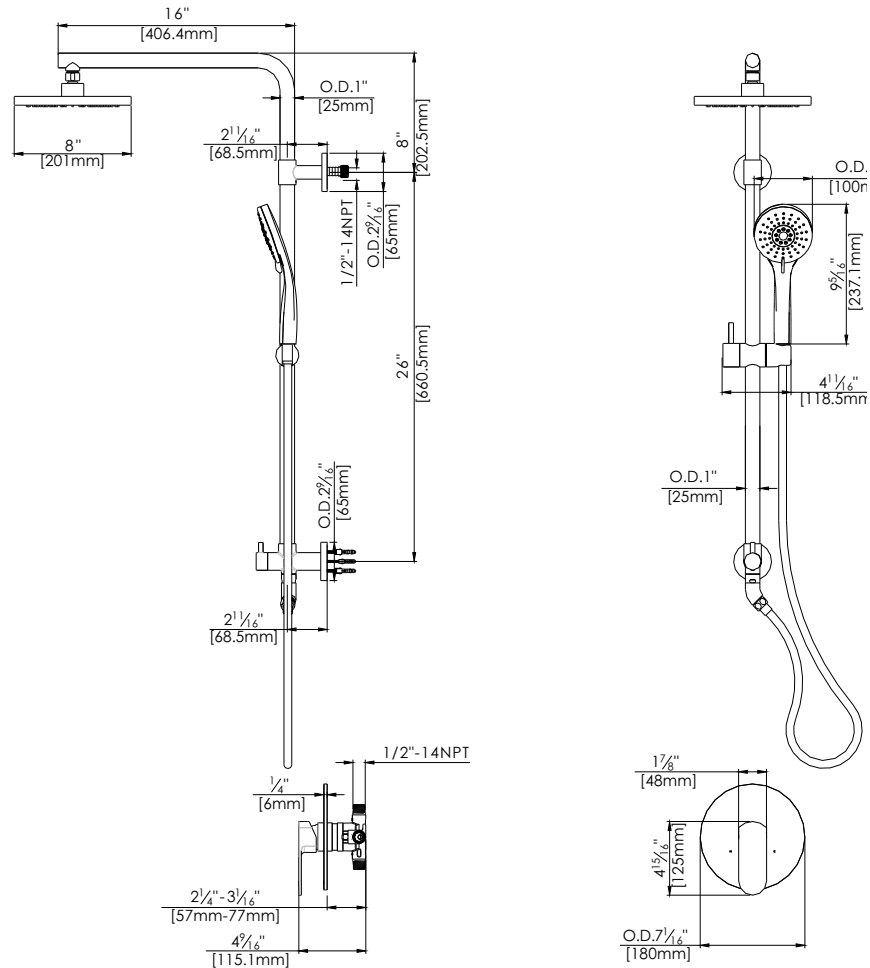
F281015TMB



Matte Black (MB)

## Technical Drawing

F281015TMB



## Warranty:

Limited Lifetime Faucet Warranty  
against material and manufacturing  
defects for residential use.

2 Year Limited Warranty on all industrial,  
commercial and business applications.

## Codes and Standards:

ANSI/ASME A112.18.1

CSA B125.1

IAPMO / cUPC Listed

ADA Compliant (with ADA handle)

## Flow Rate:

Showerhead 1.8 gpm @ 60 psig

Hand Shower 1.8 gpm @ 60 psig

Low Flow Alternative: Showerhead & Hand  
Shower @ 1.5 gpm: **F281015TMB-15**