

Specifications:

- ➔ Metal construction for durability and reliability
- ➔ Pressure balancing volume control
- ➔ Max-temperature limit stop for added safety
- ➔ Integral stop check valves for easy maintenance
- ➔ Requires the fluid F1001B or F1021B pressure balancing valve, (sold separately and available in solder, PEX and PEX-W.)


Components:


F1001TMB	Wisdom Handle
FP6001035MB-1PB.....	Cover Plate
FP900208MB	8" Switch Shower Arm
FP20100MB	5-Function Showerhead
FP40130MB	3-Function Round Hand Shower*
FP933000MB	Switch Slide Bar
FP6001007MB	60" Shower Hose*

Features:

 Requires non-diverting F1001B or F1021B valve

 Integral Stops

 Bubble Level

 Speed Connect

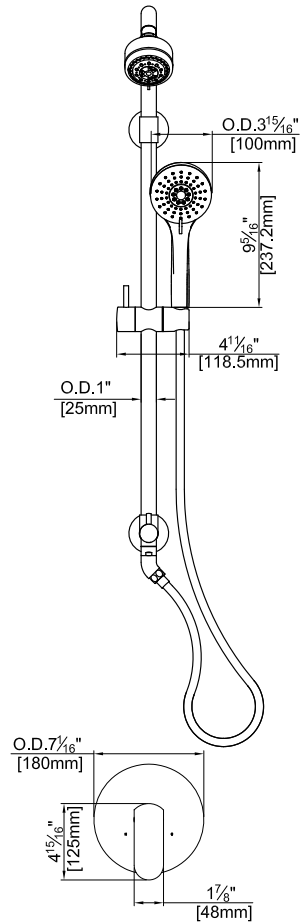
**Wisdom 5-Function Switch
Shower & Hand Shower Trim Kit**

F281013TMB



Matte Black (MB)

F281013TMB



Low Flow Alternative: Hand Shower & Showerhead @ 1.5 gpm: **F281013TMB-15**