





Specifications:

- ➔ Metal construction for durability and reliability
- ➔ Pressure balancing volume control with 2-way, single handle diverting
- ➔ Max-temperature limit stop for added safety
- ➔ Integral stop check valves for easy maintenance
- ➔ Requires the fluid F1002B or F1042B pressure balancing valve, (sold separately and available in solder, PEX and PEX-W.)

Components:

F1001TMB	Sleeve Tube and Cap
FP6028341MB	Wisdom Handle
FP6001035MB-2PS.....	Round Cover Plate
FP6016008MB.....	8" Shower Arm
FP10120MB	4" Round Showerhead
FP40130MB	3-Function Hand Shower*
FA802MB.....	Slide Bar with Integral Outlet
FP6001007MB.....	60" Shower Hose*

Features:

-  Requires 2-way diverting F1002B or F1042B valve
-  Integral Stops
-  Bubble Level
-  Speed Connect

Wisdom 4" Showerhead & Hand Shower Trim Kit

F284111TMB

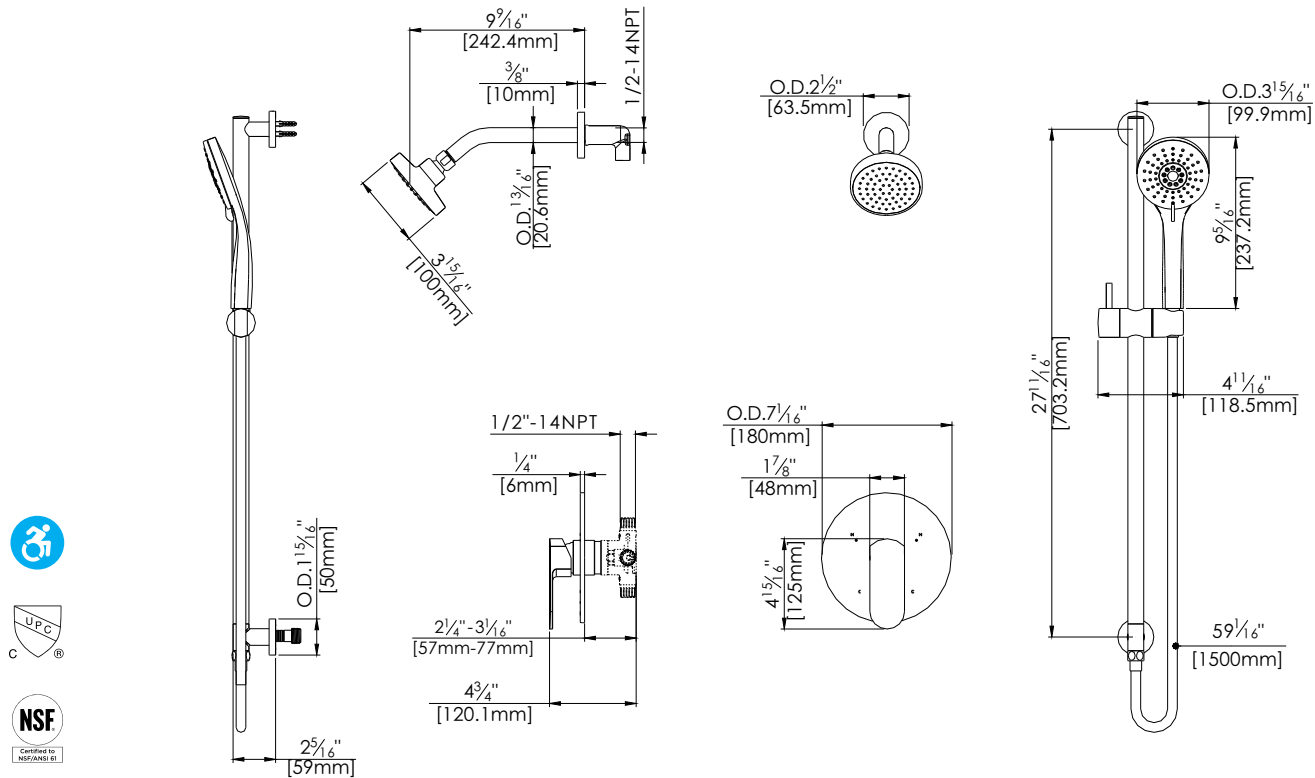


Matte Black (MB)



Technical Drawing

F284111TMB



Warranty:

Limited Lifetime Faucet Warranty
against material and manufacturing
defects for residential use.

2 Year Limited Warranty on all industrial,
commercial and business applications.

Codes and Standards:

ANSI/ASME A112.18.1

CSA B125.1

IAPMO / cUPC Listed

ADA Compliant (with handle)

Flow Rate:

Showerhead 1.8 gpm @ 60 psig

Hand Shower 1.8 gpm @ 60 psig

Low Flow Alternative: Hand
Shower & Showerhead @ 1.5 gpm:

F284111TMB-15