


Specifications:

- Metal construction for durability and reliability
- Pressure balancing with 2-way single handle diverting and temperature control
- Maximum temperature limit stop for added safety
- Integral stop check valves for easy maintenance
- Valve and trim packages are sold separately
- Requires the fluid F1002B or the F1042B pressure balancing valve, (sold separately and available in solder, PEX and PEX-W.)
- ADA compliant


Components:

F1001TMB	Sleeve Tube and Cap
FP6024041MB	Blade Handle
FP6001035MB-2PS	Round Cover Plate
FP20100MB	5-Function Shower Head
FP6016008MB	8" Shower Arm
FA802MB	Slide Bar with Wall Outlet
FP40130MB	3-Function Hand Shower
FP6001007MB	60" Shower Hose

Features:

 Requires non-diverting F1002B or F1042B valve

 Integral Stops  Bubble Level

 Speed Connect

Citi 5 Function Shower & Hand Shower Trim Kit, (Single Handle)

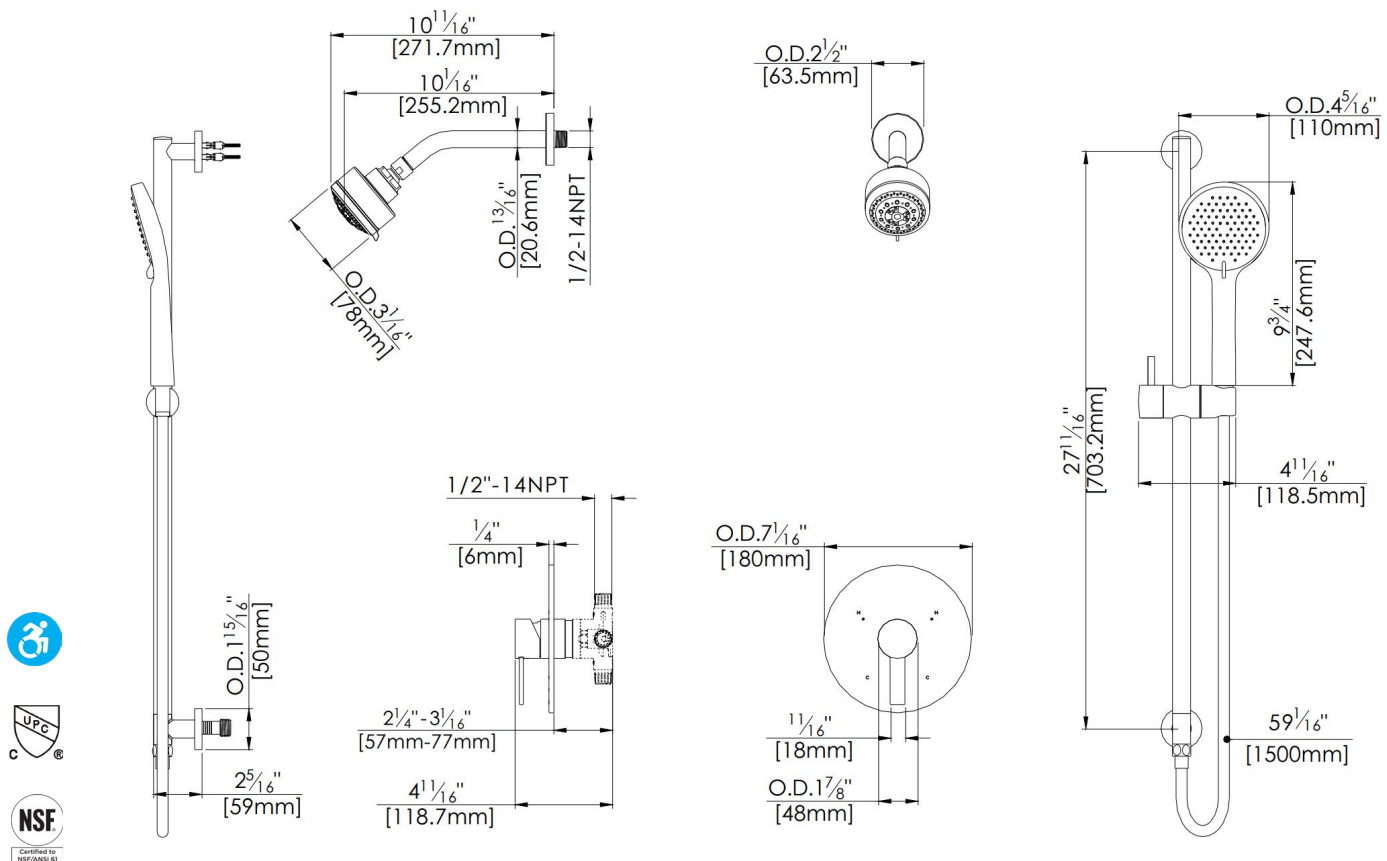
F244117TMB



Matte Black (MB)

Technical Drawing

F244117TMB



Codes and Standards: ANSI/ASME A112.18.1, CSA B125.1, IAPMO / cUPC Listed

Warranty:

Limited Lifetime Faucet Warranty against material and manufacturing defects for residential use.

2 Year Limited Warranty on all industrial, commercial and business applications.

Kit Variations:

Kit with square style cover plate & diverter handle: **F244117TMB-S**

Flow Rate:

Shower Head & Hand Shower
1.8 gpm @ 60 psig

Low Flow Alternative: Shower Head & Hand Shower 1.5 gpm: **F244117TMB-15**