

Specifications:


- Metal construction for durability and reliability
- Pressure balancing volume control
- Max-temperature limit stop for added safety
- Integral stop check valves for easy maintenance
- Valve and trim packages are sold separately
- Requires the fluid F1001B or F1021B pressure balancing valve,
- Valves and trims are sold separately
- ADA Compliant


Components:

F1001TMB	Cartridge Sleeve
FP6024041MB	Blade Handle
FP6001035MB-1PB	Cover Plate
FP900208MB	8" Switch Shower Arm
FP20100MB	5-Function Shower Head
FP40130MB	3 Function Round Hand Shower
FP933000MB	Switch Slide Bar
FP6001007MB	60" Shower Hose

Features:

 Requires non-diverting F1001B or F1021B valve

 Integral Stops  Bubble Level

 Speed Connect

Citi-Function Switch Shower Head & Hand Shower Trim Kit

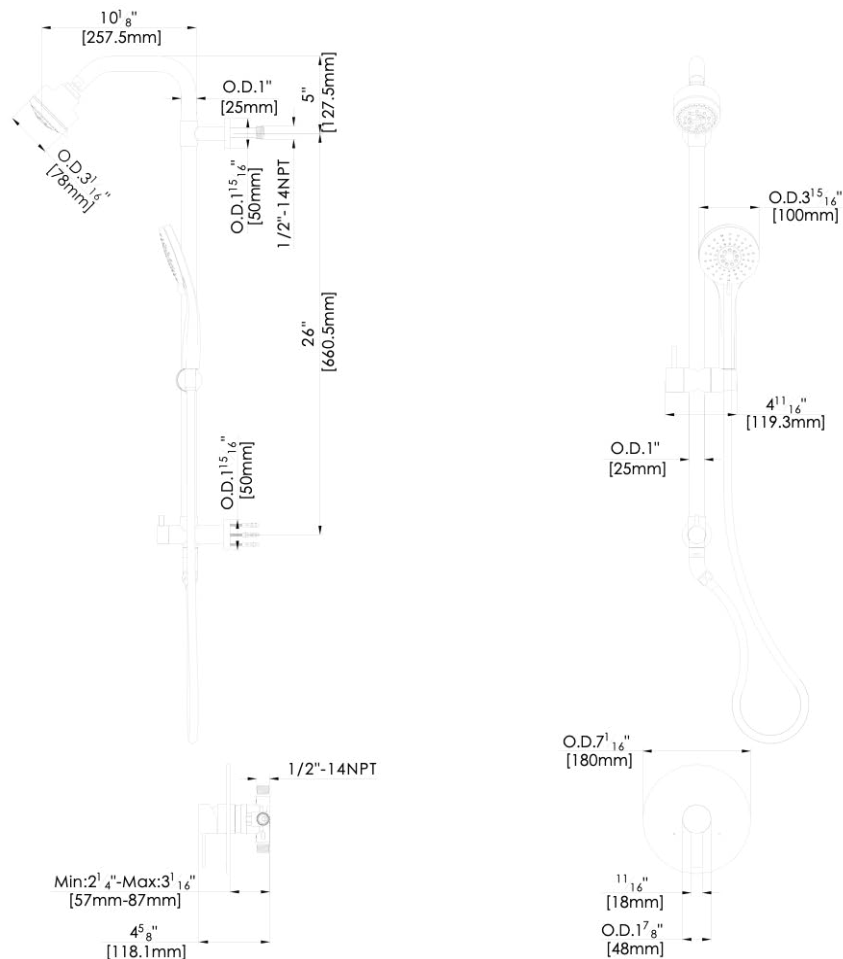
F241013TMB



Matte Black (MB)

Technical Drawing

F241013TMB



Codes and Standards: ANSI/ASME A112.18.1, CSA B125.1, IAPMO / cUPC Listed

Warranty:

Limited Lifetime Faucet Warranty against material and manufacturing defects for residential use.

2 Year Limited Warranty on all industrial, commercial and business applications.

Kit Variations:

Kit with ADA diverter handle:

F241013TMB-AR

Kit with square style cover plate & diverter handle: **F241013TMB-S**

Flow Rate:

Shower Head 1.8 gpm @ 60 psig

Hand Shower 1.8 gpm @ 60 psig

Low Flow Alternative: Shower Head & Hand Shower @ 1.5 gpm: **F241013T-15**