

Specifications

- Heavy forged brass construction
- Pressure balancing ceramic cartridge ensures anti-scald operation and life-long trouble-free service
- Single lever handle operation allows both volume and temperature control; rotating diverter handle directs water between two ports.
- Maximum-temperature limit stop for added safety
- Integral stop valves for easy maintenance
- Inlet ports – 1/2" CxC soldering & 1/2" NPT thread
- Outlet ports – 1/2" CxC soldering & 1/2" NPT thread
- Adjustable installation depth from 2 7/8" (73.5mm) to 3 11/16" (93.5mm) with the raised mounting bracket or 2 1/8" (53.5mm) to 2 7/8" (73.5mm) without the raised mounting bracket.
- Seal cap is provided for tub only or shower only installation.
- Mud guard is provided to help protect valve from dust and debris during installation
- Bubble level is attached to mud guard for easy and level installation
- A wide selection of complimentary trims are sold separately
- Deep wall extension kit F-EXT1021 is available and sold separately

Codes and Standards

- ANSI/ASME A112.18.1
- CSA B125.1
- IAPMO / cUPC Listed



Warranty

Limited Lifetime Faucet Warranty against material and manufacturing defects for residential use.

2 Year Limited Warranty on all industrial, commercial and business applications.

Flow Rate:

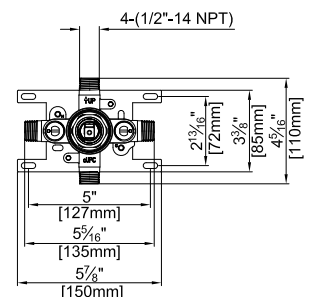
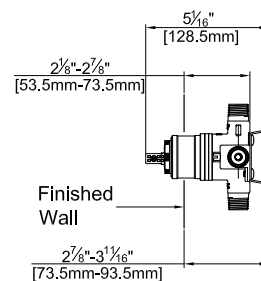

- 5.5 gpm @ 60 psig

Models Available:

- **Solder/NPT:** F1021B
- **PEX:** F1021B-PEX
- **PEX-W:** F1021B-PEX-W

Pressure Balancing Non-Diverting Valve (Single Handle)

F1021B



Forged from Heavy Brass

Features:



Heavy Brass



Integral Stops



Ceramic Disc Cartridge



Bubble Level