

Specifications:

- Metal construction
- Pressure balancing with volume control
- Maximum temperature limit stop for added safety
- Integral stop check valves for easy maintenance
- Requires the fluid F1001B or F1021B pressure balancing valve, (sold separately and available in solder, PEX and PEX-W.)


Components:


F1001T	Sleeve tube and cap
FP6016041	Quad / Jovian Handle
FP6001033-1PB	Square Cover Plate
FP900208	8" Switch Shower Arm
FP6000150	6" Showerhead
FP6004048	Square Hand Shower Wand
FP933001	Switch Slide Bar
FP6001006	60" Shower Hose

Features:

 Requires non-diverting F1001B or F1021B valve

 Integral Stops

 Bubble Level

 Speed Connect

Jovian 6" Switch Showerhead & Hand Shower Wand Trim Kit

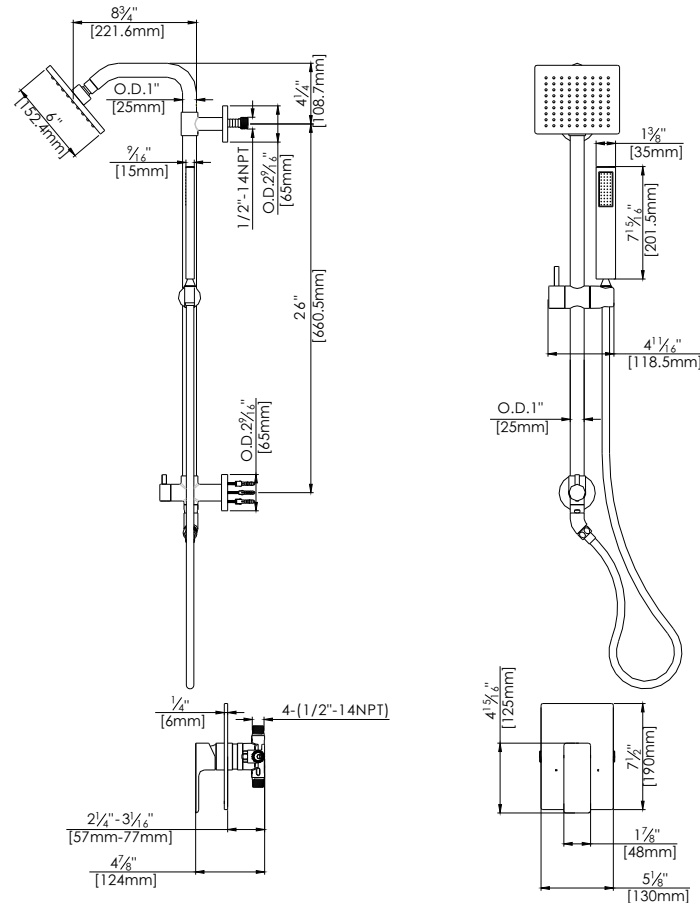
F211014T-Q



Polished Chrome (CP) and Brushed Nickel (BN)

Technical Drawing

F211014T-Q



Warranty:

Limited Lifetime Faucet Warranty
against material and manufacturing
defects for residential use.

2 Year Limited Warranty on all industrial,
commercial and business applications.

Codes and Standards:

ANSI/ASME A112.18.1

CSA B125.1

IAPMO / cUPC Listed

ADA Compliant

Flow Rate:

Showerhead 1.8 gpm @ 60 psig

Hand Shower 1.8 gpm @ 60 psig

Low Flow Alternative: Hand Shower &
Showerhead @ 1.5 gpm: **F211014T-Q-15**