

## Specifications:

- Metal construction for durability and reliability
- Pressure balancing volume control
- Maximum temperature limit stop for added safety
- Integral stop check valves for easy maintenance
- Requires the fluid F1001B or F1021B pressure balancing valve, (sold separately and available in solder, PEX and PEX-W, F1960 Expansion PEX.)

## Components:


F1001T .....	Cartridge Sleeve
FP6019041 .....	Yaletown Handle
FP6001035-1PB .....	Round Cover Plate
FP900216 .....	16" Switch Shower Arm
FP6002150 .....	8" Round Rain Showerhead
FP40120 .....	3-Function Round Hand Shower*
FP933000 .....	Switch Slide Bar
FP6001006 .....	60" Shower Hose*

\* Matte Black kits feature the FP6001007MB Shower Hose & FP40130MB 3-Function Hand Shower

## Features:

 Requires non-diverting F1001B or F1021B valve

 Integral Stops  Bubble Level

 Speed Connect

## Yaletown Switch 8" Rain Shower & 3-Function Hand Shower Kit

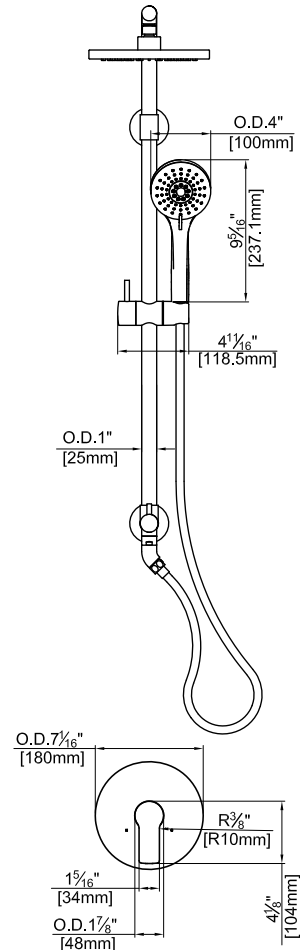
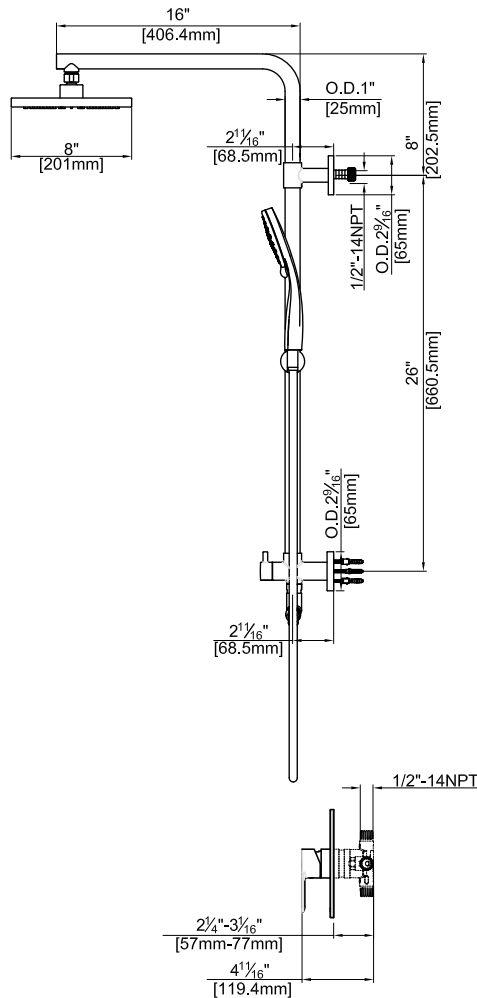
F191015T-ABS



Polished Chrome (CP), Brushed Nickel (BN) and \*Matte Black (MB)

## Technical Drawing

## F191015T-ABS



### Warranty:

Limited Lifetime Faucet Warranty against material and manufacturing defects for residential use.  
2 Year Limited Warranty on all industrial, commercial and business applications.

### Codes and Standards:

ANSI/ASME A112.18.1  
CSA B125.1  
IAPMO / cUPC Listed  
EPA Watersense Listed (excluding MB Version)  
ADA Compliant

### Flow Rate:

Showerhead 1.8 gpm @ 60 psig  
Hand Shower 1.8 gpm @ 60 psig  
Low Flow Alternative: Hand Shower @ 1.5 gpm: **F191015T-ABS-15**