

Specifications:

- Metal construction for durability and reliability
- Pressure balancing volume control
- Max-temperature limit stop for added safety
- Integral stop check valves for easy maintenance
- Requires the fluid F1001B or F1021B pressure balancing valve, (sold separately and available in solder, PEX and PEX-W.)

Components:


F1001T	Sleeve Tube and Cap
FP6028341	Wisdom Handle
FP6001035-1PB	Round Cover Plate
FP900216	16" Switch Shower Arm
FP6002150	8" Rain Showerhead
FP40120	3-Function Round Hand Shower*
FP933000	Switch Slide Bar
FP6001006	60" Shower Hose*


* Matte black uses an FP6001007MB Shower Hose & FP40130MB 3-Function Hand Shower

Features:

 Requires non-diverting F1001B or F1021B valve

 Integral Stops

 Bubble Level

 Speed Connect

Wisdom Switch 8" Rain Showerhead & Hand Shower Trim Kit

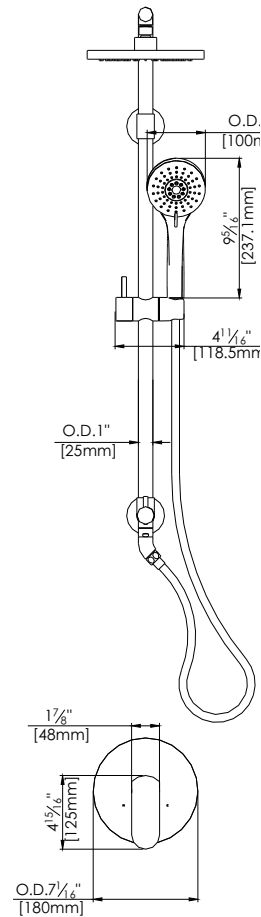
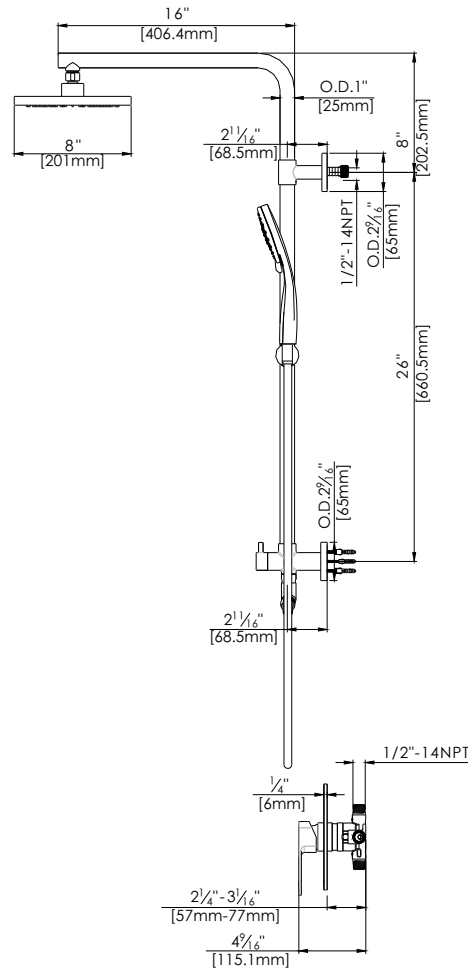
F281015T



Polished Chrome (CP), Brushed Nickel (BN) and Matte Black (MB)

Technical Drawing

F281015T



Warranty:

Limited Lifetime Faucet Warranty against material and manufacturing defects for residential use.

2 Year Limited Warranty on all industrial, commercial and business applications.

Codes and Standards:

ANSI/ASME A112.18.1

CSA B125.1

IAPMO / cUPC Listed

ADA Compliant

EPA Watersense Listed (excluding

MB Version)

Flow Rate:

Showerhead 1.8 gpm @ 60 psig

Hand Shower 1.8 gpm @ 60 psig

Low Flow Alternative: Hand Shower @ 1.5 gpm: **F281015T-15**