

## Specifications:


- ➔ Metal construction
- ➔ Pressure balancing with volume control
- ➔ Maximum temperature limit stop for added safety
- ➔ Integral stop check valves for easy maintenance
- ➔ Requires the fluid F1001B or F1021B pressure balancing valve, (sold separately and available in solder, PEX and PEX-W.)

## Components:


F1001T .....	Sleeve tube and cap
FP6016041 .....	Quad Handle
FP6001033-1PB .....	Square Cover Plate
FP900208 .....	8" Switch Shower Arm
FP20100 .....	5-Function Showerhead
FP40120 .....	3-Function Round Hand Shower*
FP933001 .....	Switch Slide Bar
FP6001006 .....	60" Shower Hose*


\* Matte Black kits feature the FP6001007MB Shower Hose & FP40130MB 3-Function Hand Shower

## Features:

 Requires non-diverting F1001B or F1021B valve

 Integral Stops

 Bubble Level

 Speed Connect

## Quad 5-Function Switch Showerhead & Hand Shower Trim Kit

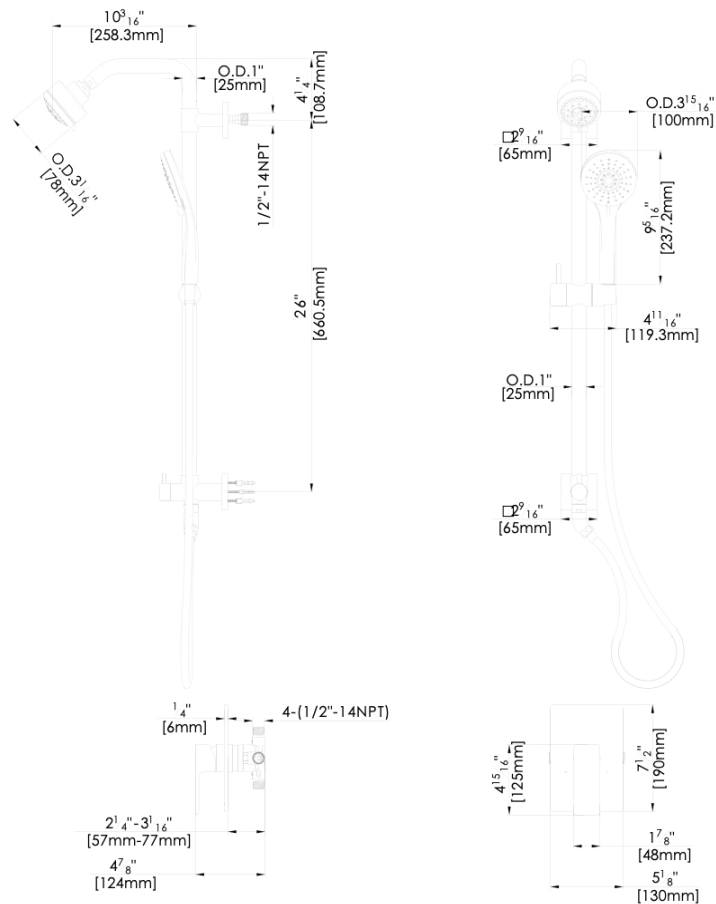
F161013T



Polished Chrome (CP), Brushed Nickel (BN) and Matte Black (MB)

## Technical Drawing

F161013T



## Warranty:

Limited Lifetime Faucet Warranty  
against material and manufacturing  
defects for residential use.

2 Year Limited Warranty on all industrial,  
commercial and business applications.

## Codes and Standards:

ANSI/ASME A112.18.1

CSA B125.1

IAPMO / cUPC Listed

ADA Compliant

## Flow Rate:

Showerhead 1.8 gpm @ 60 psig

Hand Shower 1.8 gpm @ 60 psig

Low Flow Alternative: Hand Shower &  
Showerhead @ 1.5 gpm: **F161013T-15**