

Specifications:

- ➔ Metal construction for durability and reliability
- ➔ Pressure balancing volume control with 2-way diverter with shut off or sharing
- ➔ Maximum temperature limit stop for added safety
- ➔ Integral stop check valves for easy maintenance
- ➔ ADA compliant when alternate handle below is selected
- ➔ Requires the fluid F1012B or F1022B pressure balancing valve, (sold separately and available with shut off or **sharing in solder, PEX and PEX-W.)

Components:

F1001T	Sleeve Tube and Cap
FP801013	Diverter Sleeve
FP6001142-2PB	Round Cover Plate
FP605652	Round Diverter Handle
FP6024041	Blade Handle
FP6016008	8" Shower Arm
FP6000350	6" Shower Head
FP6001048	Round Hand Shower
FP6001010	Hand Shower Holder
FP6002047	Brass Wall Outlet
FP6001006	60" Shower Hose


**sharing available where allowed by code

Kit with Alternate Handle: **F242201T-AR**




Features:

 Requires 2-Way diverting F1012B or F1022B valve

 Bubble Level

 Integral Stops

 Speed Connect

Citi 6" Shower Head & Hand Shower Wand Trim Kit

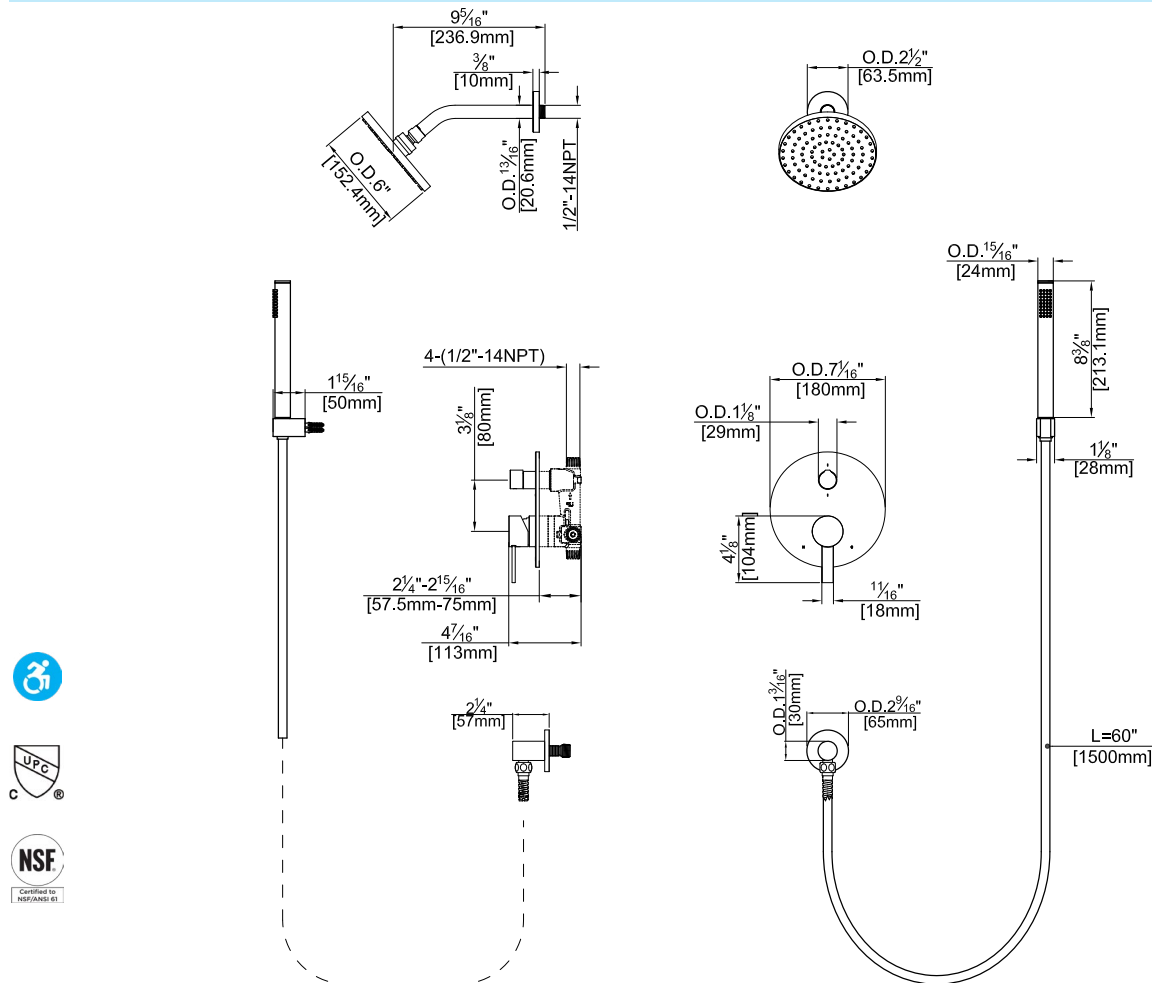
F242201T



Polished Chrome (CP) and Brushed Nickel (BN)

Technical Drawing

F242201T



Codes and Standards: ANSI/ASME A112.18.1, CSA B125.1, IAPMO / cUPC Listed

Warranty:

Limited Lifetime Faucet Warranty against material and manufacturing defects for residential use.

2 Year Limited Warranty on all industrial, commercial and business applications.

Kit Variations:

Kit with ADA diverter handle:

F242201T-AR

Kit with square style cover plate & diverter handle: **F242201T-S**

Flow Rate:

Shower Head 1.8 gpm @ 60 psig

Hand Shower 1.8 gpm @ 60 psig

Low Flow Alternative: Shower Head & Hand Shower @ 1.5 gpm: **F242201T-15**