

Specifications:

- Metal construction for durability and reliability
- Pressure balancing volume control
- Max-temperature limit stop for added safety
- Integral stop check valves for easy maintenance
- Valve and trim packages are sold separately
- Requires the fluid F1001B or F1021B pressure balancing valve, (sold separately and available in solder, PEX and PEX-W.)

Components:

F1001T	Sleeve Tube and Cap
FP6024041	Blade Handle
FP6001033-1PB	Square Cover Plate
FP6000150	6" Square Shower Head
FP6027008	8" Shower Arm

Citi 6" Square Shower Only Trim Kit


F241037T



Features:

 Requires non-diverting F1001B or F1021B valve

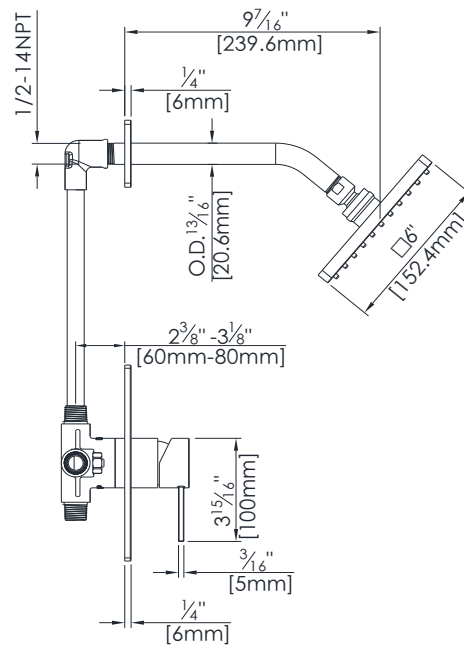
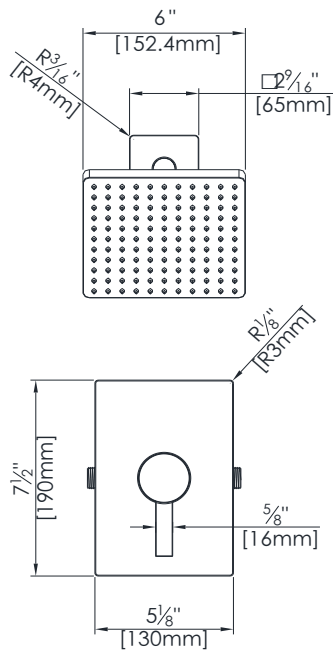
 Integral Stops

 Bubble Level

Polished Chrome (CP) , Brushed Nickel (BN) & Matte Black (MB)

Technical Drawing

F241037T



Warranty:

Limited Lifetime Faucet Warranty
against material and manufacturing
defects for residential use.

2 Year Limited Warranty on all industrial,
commercial and business applications.

Codes and Standards:

ANSI/ASME A112.18.1

CSA B125.1

IAPMO / cUPC Listed

Flow Rate:

Shower Head 1.8 gpm @ 60 psig

Low Flow Alternative: Shower Head
@1.5 gpm: **F241037T-15**