

## Specifications:

- ➔ Metal construction for durability and reliability
- ➔ Pressure balancing with 2-way, single handle diverting and temperature control
- ➔ Maximum temperature limit stop for added safety
- ➔ Integral stop check valves for easy maintenance
- ➔ Requires the fluid F1002B or F1042B pressure balancing valve, (sold separately and available in Solder, PEX and PEX-W.)
- ➔ ADA Compliant

## Components:


F1001T .....	Cartridge Sleeve
FP6024041 .....	Blade Handle
FP6001035-2PS .....	Round Cover Plate
FP6016008 .....	8" Shower Arm
FP10120 .....	4" Round Shower Head
FP40120 .....	3 Function Hand Shower*
FA802 .....	Slide Bar with Integral Outlet
FP6001006 .....	60" Shower Hose*

\* Matte black features the FP6001007MB Shower Hose & FP40130MB 3-Function Hand Shower


## Features:

 Requires 2-way diverting F1002B or F1042B valve

 Integral Stops

 Bubble Level

 ADA

 Speed Connect

## Citi 4" Shower Head & Hand Shower Trim Kit

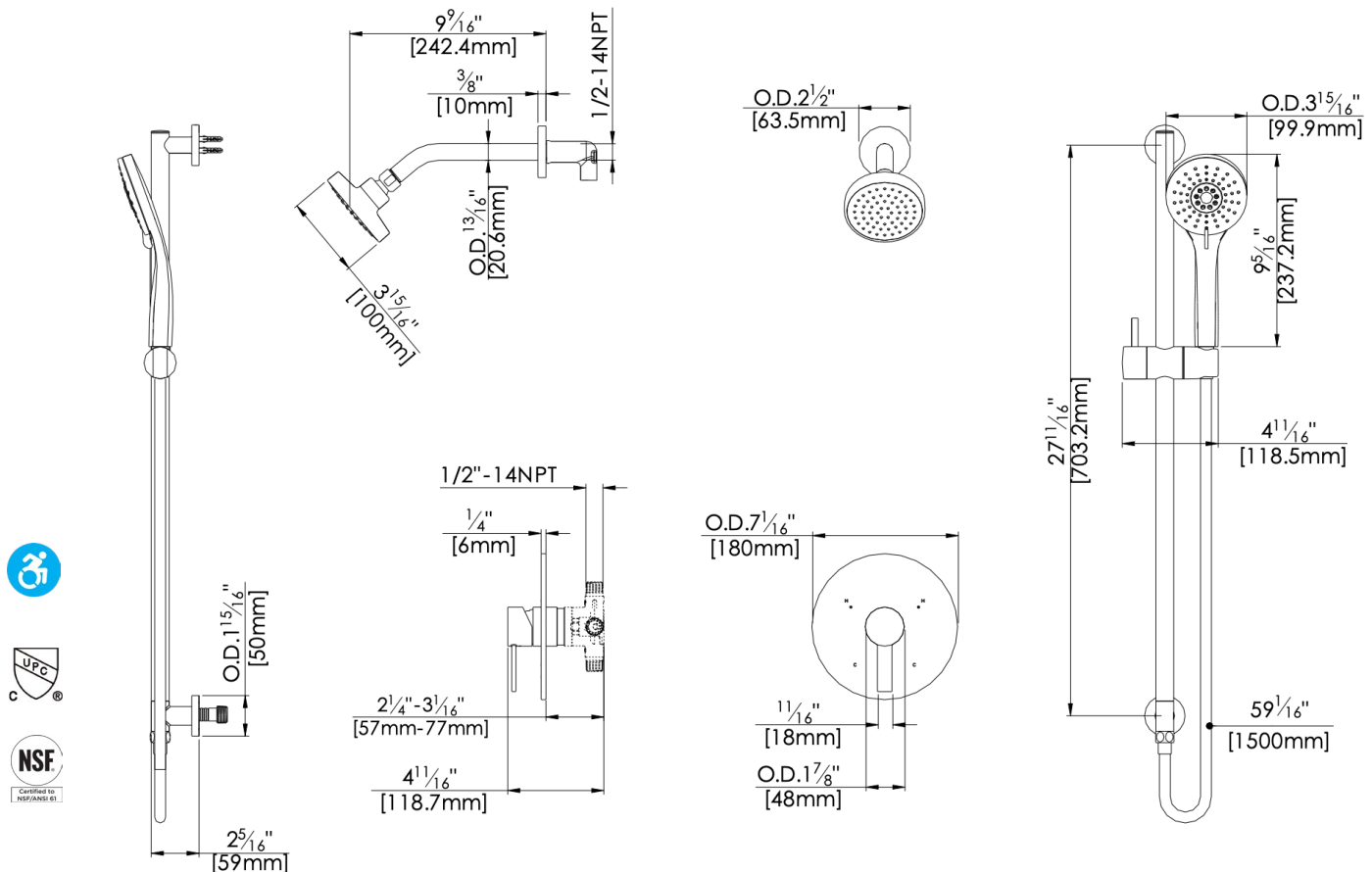
F244111T



Polished Chrome (CP), Brushed Nickel (BN) and Matte Black (MB)

## Technical Drawing

F244111T



### Warranty:

Limited Lifetime Faucet Warranty against material and manufacturing defects for residential use.

2 Year Limited Warranty on all industrial, commercial and business applications.

### Kit Variations:

Kit with square style cover plate & diverter handle: [F244111T-S](#)

### Flow Rate:

Shower Head 1.8 gpm @ 60 psig  
Hand Shower 1.8 gpm @ 60 psig

Low Flow Alternative: Shower Head & Hand Shower @ 1.5 gpm: [F244111T-15](#)