

Specifications

- Water Saving Single Flush High Efficiency Toilet (HET)
- Vitreous China
- Suitable for multipurpose applications, including those where water conservation is important.
- The tank incorporates a high performance, barrel style flushing valve, specifically developed with this bowl to ensure optimal siphonic flushing performance
- Soft close, elongated seat 326203W is included
- **Left lever tank:** 301500W **Right lever:** 301500W-R
- **Bowl:** 301502W
- **MaP tested:** MaP premium 800g
- **Carry Distance:** Drain line carry distance 54 ft., (16 m) average per cUPC test.
- **Weight:** Tank: 32.5 lbs. (14.8 kg) Bowl: 53.2 lbs. (24.2 kg)

Outlet:

Floor mounted 12", (305mm) outlet connection.

Bowl:

Elongated Easy Height, siphonic bowl with box flushing rim.

Tank:

0.8 gpf (3.0 lpf) tank has a free fitting lid and is suitable for domestic and light commercial applications.

Water Control Valve:

Standard Bottom Entry Tank -- available as left hand inlet and incorporates ultra quiet water control assembly.

Fixing:

The tank is fixed directly to the closet bowl with a robust base fixing system without the need for wall fixing.

Features:



Single Flush



Two Piece



Siphonic Flushing



Soft Close Seat

Duo .Eight Siphonic Single Flush 2-Piece EH Elongated Toilet

301502W + 301500W



Flush Volume: 0.8 gpf (3 lpf)

Technical Drawing & Certifications

301502W + 301500W (-R)

All dimensions are in inches and millimeters and are subject to normal manufacturing variations. fluid pursues a policy of continuing improvement in design and performance of its products. The right is reserved to vary specifications without notice.

Note: All bowl height dimensions to underside of closet bowl.



ADA Compliant



Watersense Certified



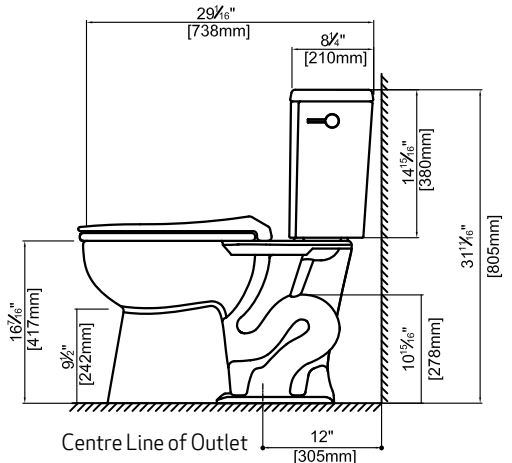
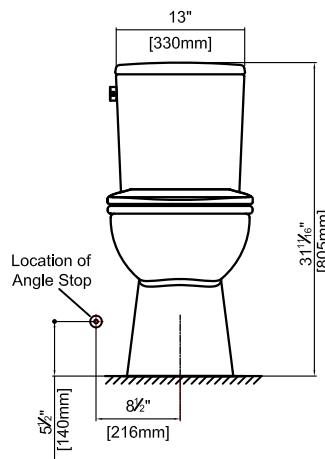
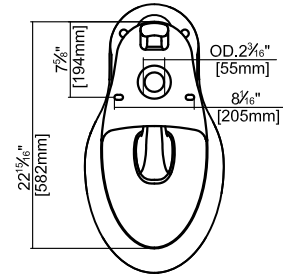
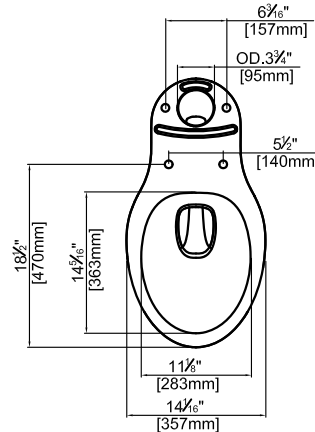
Uniform Plumbing Code Certified



MAP Premium Certified



High Efficiency Toilet



Warranty:

fluid™ warrants its toilets to be free of defects in material and workmanship during normal residential or commercial use for the following periods:

- ➔ Vitreous china materials for a period of 5 years, (60 months) *
- ➔ Mechanical components, such as tank internal components, handles and plastic components for a period of 3 years, (36 months)
- ➔ Seats included with toilets for a period of 2 years, (24 months).

Important:

The 3L ,Siphonic, 2 Piece, Easy Height, Elongated toilet, will comply with the Americans with Disabilities Act when installed to Easy Height Standards for Accessible Design, Section 4.16 Water Closets. Further reference must be made to the relevant sections of Easy Height Standards for Accessible Design with current amendments to determine clear floor space, grab bar, and operation requirements.