

Caroma Sydney Smart 1-piece Dual Flush Button Toilet

Tank Lid

987150-LID*



Dual Flush Push Button

B5502



Inlet/Fill Valve

A1280

(The part inside a toilet tank that fills the tank with water and prevents water from overflowing)

Outlet/Flush Valve

A24231-U-987150

(The part inside a toilet tank that brings water from the tank into the bowl and initiates the flush)

Consists of Base + Head.

Bolt Cover Caps

687086-CAP



Soft Close Elongated Seat

326202W

Consists of Seat + Fixing Kit


Smart Connect Kit & Bowl Fixing Kit

415245 & 687087



* Not available on the parts store, please call +1 800 460 7019 to inquire about getting a replacement tank lid.



Shop Toilet Repair & Maintenance Parts:



Repair & Maintenance How To Videos: (Click here to link to the full youtube playlist)



Need Help?

Email help@sustainable-solutions.com or call 1 800 460 7019