

Caravelle Smart 2 Piece EH Elongated Top Button Toilet Suite

920102W + 920100W

Specifications

- Vitreous China Dual Flush High Efficiency Toilet (HET)
- Elongated washdown bowl with box flushing rim
- Designed to provide a seat height of between 17" and 19" (432 mm to 482 mm) measured to the top of the toilet seat
- Smooth contours and a concealed trapway for easy cleaning
- The toilet is suitable for multi-purpose applications, including those where water conservation is important
- A 326202W soft close seat is included
- Top Button Tank: **920100W**
- Bowl: **920102W**
- Bowl Weight: 82 lbs (37.3 kg) Tank Weight: 33.6 lbs (15.3 kg)
- Color: White

Outlet:

Floor mounted. Connection to waste outlet requires the offset plastic **Caroma Smart Connect** outlet connector for 10" (255mm) to 12" (305mm) rough-in.

Tank:

The tank is an integral part of the toilet with a free fitting lid and is suitable for domestic and light commercial applications.







Water Control Valve:

Standard Bottom Entry Tank – available as left hand inlet and incorporates a super quiet water control assembly. Internal overflow only.

Fixing:

The one piece toilet is fixed to the floor with corrosion resistant screws and washers and a fixing assembly kit. Bowl is to be bonded to the floor with an approved silicon caulking.

Features:

- | | |
|--|--|
|  Dual Flush |  Smart Connect Included |
|  Smart Glazed Bowl |  Two Piece |
|  Skirted Bowl |  Soft Closing Seat |



Flush Volume: 1.28/0.8 gpf (4.8/3 lpf)

Technical Drawing & Certifications

920102W + 920100W

All dimensions are in inches and millimeters and are subject to normal manufacturing variations. Caroma pursues a policy of continuing improvement in design and performance of its products. The right is therefore reserved to vary specifications without notice.

Smart Glaze™



Watersense Certified



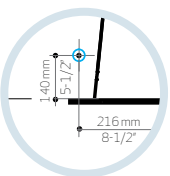
Uniform Plumbing Code Certified



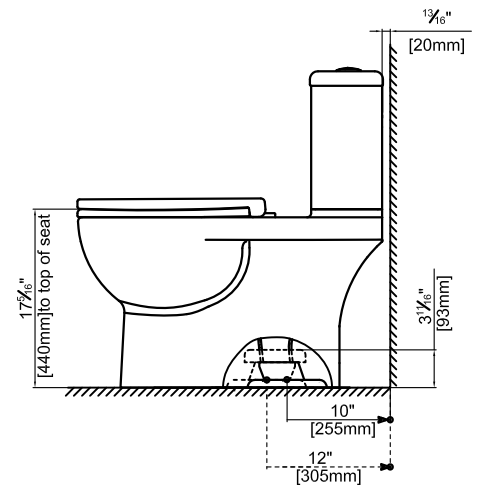
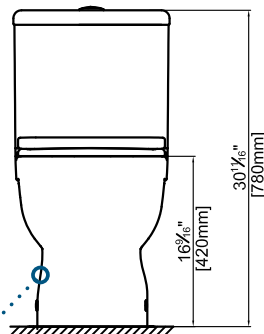
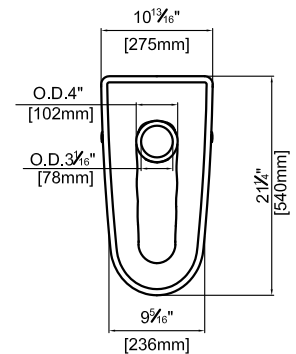
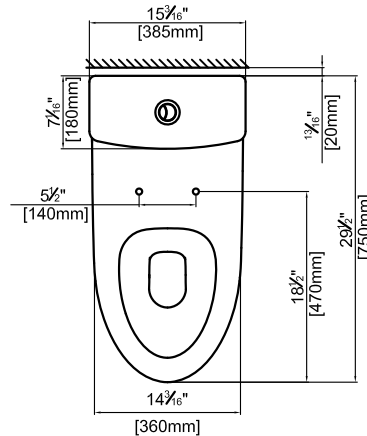
MAP Premium Certified



High Efficiency Toilet



Angle Stop Location



Codes and Standards

- ➔ ASME A112.19.2/CSA B45.1
- ➔ EPA WaterSense
- ➔ California Energy Commission (CEC)
- ➔ ADA

Warranty:

Two year limited warranty

- ➔ Caroma plumbing products are warranted to be free of defects in material and workmanship for two years after their initial purchase. This limited warranty applies only to the original purchaser and installation of these products. In the event of a limited warranty claim, proof of purchase from an authorized reseller will be required.