

## Caravelle Smart Two Piece Easy Height Elongated Toilet Suite

920102W + 920101W

### Specifications

- Vitreous China Dual Flush High Efficiency Toilet (HET)
- Elongated washdown bowl with box flushing rim.
- Designed to provide a seat height of 17" to 19" (432 mm to 482 mm) measured to the top of the toilet seat
- Smooth contours and a concealed trapway for easy cleaning
- The toilet is suitable for multi-purpose applications, including those where water conservation is important.
- A 326202W soft close seat is included.
- Left Lever Tank: **920101W** Right Lever Tank: **920101W-R**
- Bowl: **920102W**
- Bowl Weight: 82 lbs (37.3 kg) Tank weight: 33 lbs (15.3 kg)

#### Outlet:

Floor mounted. Connection to waste outlet requires the offset plastic **Caroma Smart Connect** outlet connector for 10" (255mm) to 12" (305mm) rough-in.

#### Tank:

The tank has a free lifting lid and is suitable for domestic and light commercial applications. Push down side lever for full flush (1.28 gpf / 4.8 lpf) and pull up side lever for reduced flush (0.8 gpf / 3 lpf).







#### Water Control Valve:

Standard Bottom Entry Tank – available as left hand inlet and incorporates a super quiet water control assembly. Internal overflow only.

#### Fixing:

The tank is fixed directly to the closet bowl with a robust base fixing system.

### Features:

- |  |  |
|--|--|
|  Dual Flush        |  Smart Connect Included |
|  Smart Glazed Bowl |  Two Piece              |
|  Skirted Bowl      |  Soft Closing Seat      |

**Flush Volume:** 1.28/0.8 gpf (4.8/3 lpf)

## Technical Drawing & Certifications

920102W + 920101W

All dimensions are in inches and millimeters and are subject to normal manufacturing variations. Caroma pursues a policy of continuing improvement in design and performance of its products. The right is therefore reserved to vary specifications without notice.

**Closet bowl fixing:** The closet bowl should be sealed with an approved silicon caulking.

### Smart Glaze™



ADA Compliant



Watersense Certified



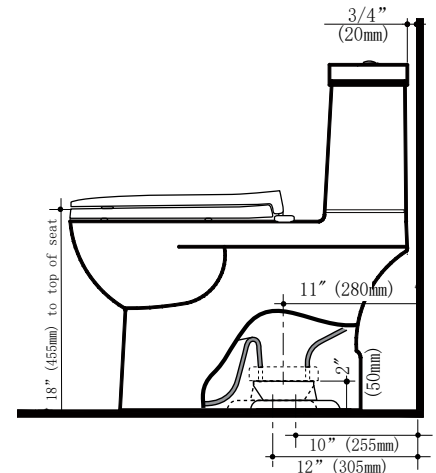
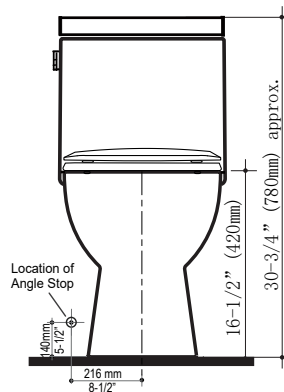
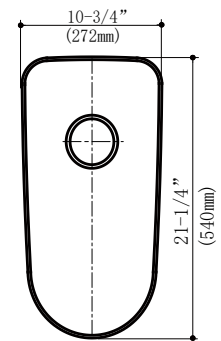
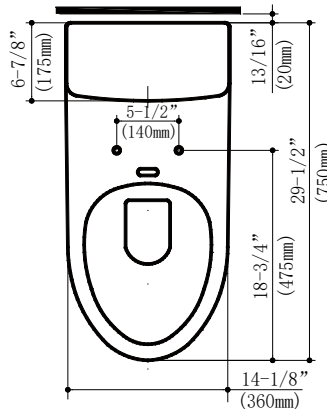
Uniform Plumbing Code Certified



MAP Premium Certified



High Efficiency Toilet



### Warranty:

#### Two year limited warranty

- Caroma plumbing products are warranted to be free of defects in material and workmanship for two years after their initial purchase. This limited warranty applies only to the original purchaser and installation of these products. In the event of a limited warranty claim, proof of purchase from an authorized reseller will be required.

### Important:

The Caravelle Smart Two Piece Easy Height Elongated toilet will comply with the Americans with Disabilities Act when installed to Easy Height Standards for Accessible Design, Section 4.16 Water Closets. Further reference must be made to the relevant sections of Easy Height Standards For Accessible Design with current amendments to determine clear floor space, grab bar, and operation requirements.