

## Citi Tub and 5 Function Shower Head Trim Kit

F244110TMB

### Specifications:




- Metal construction for durability and reliability
- Pressure balancing volume control (2-way, single handle diverting)
- Max-temperature limit stop for added safety
- Integral stop check valves for easy maintenance
- Valve and trim packages are sold separately
- Requires the fluid F1002B pressure balancing valve, (sold separately and available with shut off in solder, PEX and PEX-W.)

### Components:

|               |       |                        |
|---------------|-------|------------------------|
| F1001TMB      | ..... | Cartridge Sleeve       |
| FP6024041MB   | ..... | Citi Handle            |
| FP6001035-2PS | ..... | Cover Plate            |
| FP6016008MB   | ..... | 8" Shower Arm          |
| FP20100MB     | ..... | 5 Function Shower Head |
| FP6098035LMB  | ..... | Round Tub Spout        |



### Features:

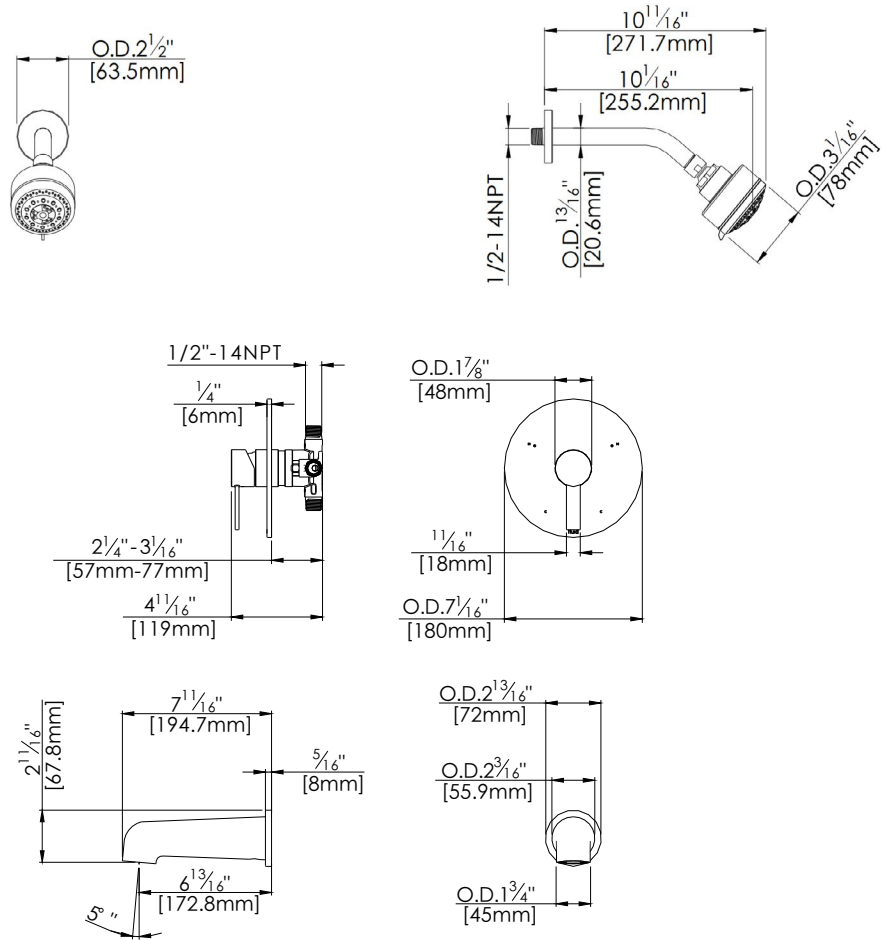
-  Requires F1002B
-  Bubble Level
-  Integral Stops

Available in Matte Black



## Technical Drawing

## F244110TMB



### Warranty:

Limited Lifetime Faucet Warranty against material and manufacturing defects for residential use.

2 Year Limited Warranty on all industrial, commercial and business applications.

### Codes and Standards:

ANSI/ASME A112.18.1, CSA B125.1, IAPMO/cUPC Listed, EPA Watersense Listed

### Flow Rate:

Shower Head 1.8 gpm @ 60 psig

Tab Spout 4.5 gpm @ 60 psig

Low Flow Alternative: Shower Head @ 1.5 gpm: **F244110TMB-15**