

## Yaletown Rain Shower Head & Tub Spout Trim Kit

F192202T

### Specifications:

- Metal construction for durability and reliability
- Pressure balancing volume control with 2-way two handle diverting
- Maximum temperature limit stop for added safety
- Integral stop check valves for easy maintenance
- Valve and trim packages are sold separately
- Requires the fluid F1012B pressure balancing valve, (sold separately and available in solder, PEX and PEX-W, F1960 Expansion PEX.)

### Components:

F1001T .....	Cartridge Sleeve
FP6019041 .....	Yaletown Handle
FP801013 .....	Diverter Sleeve
FP605652 .....	Diverter Handle
FP6001142-2PB .....	Round Cover Plate
FP6006008 .....	16" Shower Arm
FP6002050 .....	8" Brass Rain Shower Head*
FP6095035 .....	Slim Tub Spout

\* Matte Black kits feature the alternate FP6002150MB ABS Rain Shower Head

Kit with Alternate ADA Diverter Handle: **F192202T-AR**



### Features:

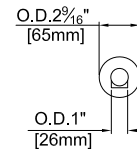
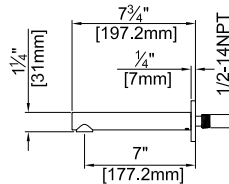
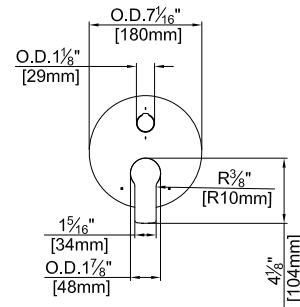
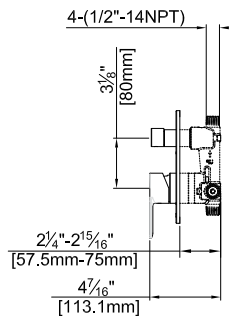
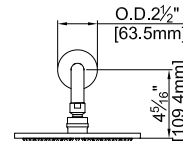
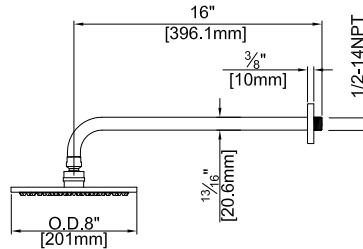
-  Requires F1012B
-  Bubble Level
-  Integral Stops
-  Speed Connect

Polished Chrome (CP), Brushed Nickel (BN) and \*Matte Black (MB)



## Technical Drawing

F192202T



**Codes and Standards:** ANSI/ASME A112.18.1, CSA B125.1, IAPMO/cUPC Listed, EPA Watersense Listed

### Warranty:

Limited Lifetime Faucet Warranty against material and manufacturing defects for residential use.

2 Year Limited Warranty on all industrial, commercial and business applications.

### Kit Variations:

Kit with ADA diverter handle:

**F192202T-AR**

Kit with square style cover plate & diverter handle: **F192202T-S**

### Flow Rate:

Shower Head 1.8 gpm @ 60 psig

Tub Spout 4.5 gpm @ 60 psig