

Specifications:

- Metal construction for durability and reliability
- Pressure balancing volume control
- Max-temperature limit stop for added safety
- Integral stop check valves for easy maintenance
- Valve and trim packages are sold separately
- Requires the fluid F1001B pressure balancing valve, (sold separately and available in solder, PEX and PEX-W.)

Components:

F1001T	Cartridge Sleeve
FP6024041	Citi Handle
FP6001035-1PB	Round Cover Plate
FP900208	8" Switch Shower Arm
FP10120	4" Shower Head
FP40120	3 Function Hand Shower
F933002	18" Switch Slide Bar
FP6001006	60" Shower Hose
FP6098034L	7.5" Curved Diverting Tub Spout

* Matte black uses an FP6001007MB Shower Hose & FP40130MB 3 Function Hand Shower

Features:



Requires F1001B



Bubble Level



Integral Stops

Citi 4" Round 18" Switch Tub & Shower Trim Kit

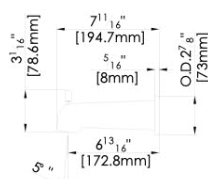
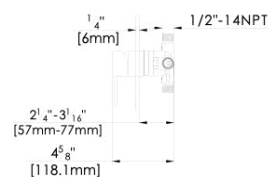
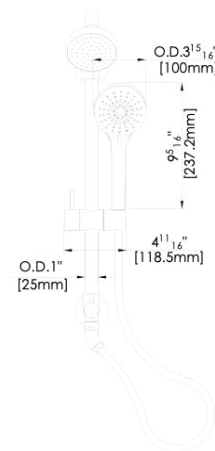
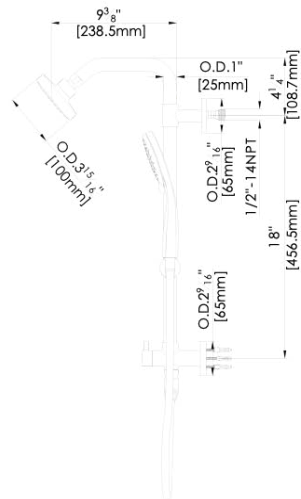
F241222T-18



Polished Chrome (CP), Brushed Nickel (BN) and Matte Black (MB)

Technical Drawing

F241222T-18



Warranty:

Limited Lifetime Faucet Warranty
against material and manufacturing
defects for residential use.

2 Year Limited Warranty on all industrial,
commercial and business applications.

Codes and Standards:

ANSI/ASME A112.18.1

CSA B125.1

IAPMO / cUPC Listed

Flow Rate:

Hand Shower 1.8 gpm @ 60 psig

Low Flow Alternative: Hand Shower
& Shower Head @ 1.5 gpm:

F241222T-18-15