

Quad Curved Tub Spout & 4" Shower Trim Kit, (F1002B)

F164112T

Specifications:





- Metal construction for durability and reliability
- Pressure balancing, single handle diverting and temperature control
- Max-temperature limit stop for added safety
- Integral stop check valves for easy maintenance
- Valve and trim packages are sold separately
- Requires the fluid F1001B pressure balancing valve, (sold separately and available in solder, PEX and PEX-W.)

Components:

F1001T	Cartridge Sleeve
FP6016041	Quad Handle
FP6001033-2PS	Square Cover Plate
FP10130	4" Square Shower Head
FP6027008	8" Shower Arm
FP6098035L	Curved Tub Spout



Features:

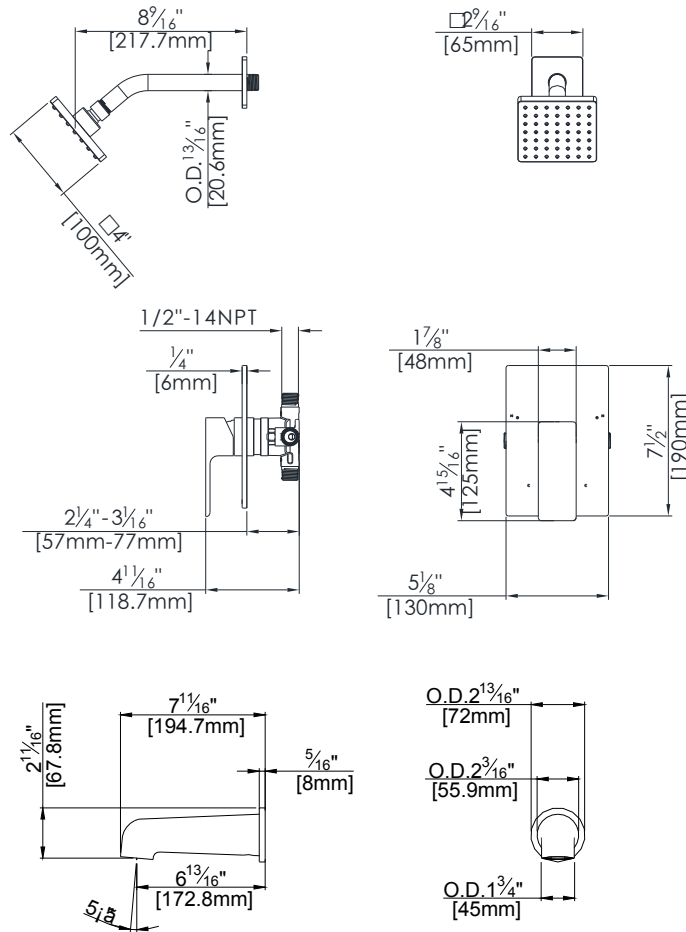
-  Requires F1002B
-  Bubble Level
-  Integral Stops
-  Slip Fit

Polished Chrome (CP), Brushed Nickel (BN) and Matte Black (MB)



Technical Drawing

F164112T



Warranty:

Limited Lifetime Faucet Warranty against material and manufacturing defects for residential use.
2 Year Limited Warranty on all industrial, commercial and business applications.

Codes and Standards:

ANSI/ASME A112.18.1
CSA B125.1
IAPMO / cUPC Listed
EPA Watersense Listed

Flow Rate:

Shower Head 1.8 gpm @ 60 psig
Tub Spout 4.5 gpm @ 60 psig
Low Flow Alternative: Shower Head @ 1.5 gpm: [F164112T-15](#)