

## Quad Curved Diverting Tub Spout & 4" Shower Trim Kit

F161045T

### Specifications:



- Metal construction for durability and reliability
- Pressure balancing volume control
- Max-temperature limit stop for added safety
- Integral stop check valves for easy maintenance
- Valve and trim packages are sold separately
- Requires the fluid F1001B pressure balancing valve, (sold separately and available in solder, PEX and PEX-W.)

### Components:

F1001T	Cartridge Sleeve
FP6016041	Quad Handle
FP6001033-1PB	Square Cover Plate
FP10130	4" Square Shower Head
FP6027008	8" Shower Arm
FP6098034L	Curved Diverting Tub Spout



### Features:

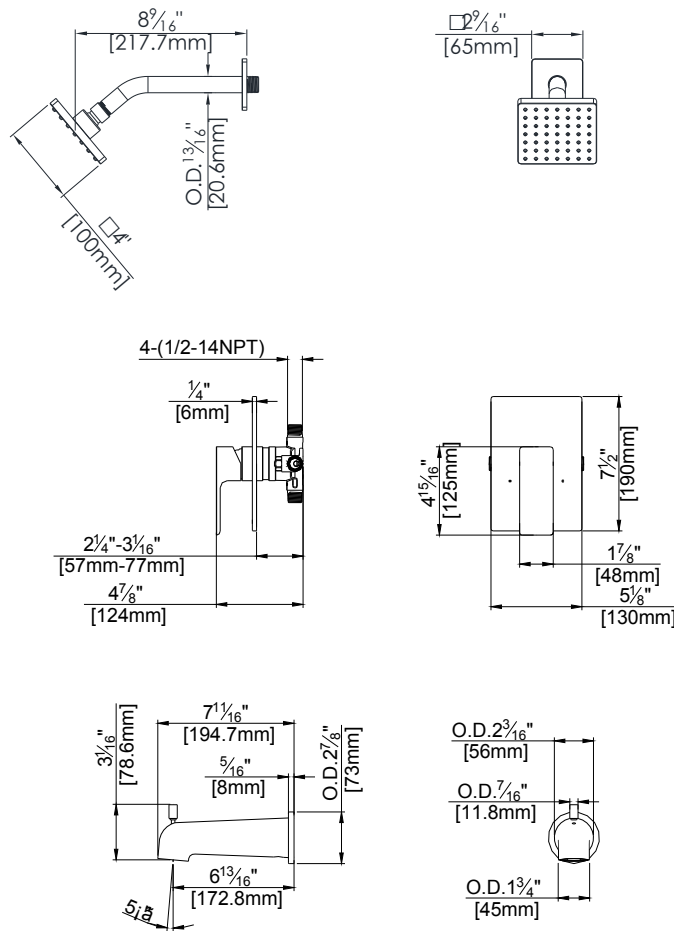
-  Requires F1001B
-  Bubble Level
-  Integral Stops
-  Slip Fit

Polished Chrome (CP), Brushed Nickel (BN) and Matte Black (MB)



## Technical Drawing

F161045T



### Warranty:

Limited Lifetime Faucet Warranty against material and manufacturing defects for residential use.  
2 Year Limited Warranty on all industrial, commercial and business applications.

### Codes and Standards:

ANSI/ASME A112.18.1  
CSA B125.1  
IAPMO / cUPC Listed  
EPA Watersense Listed

### Flow Rate:

Shower Head 1.8 gpm @ 60 psig  
Tub Spout 4.5 gpm @ 60 psig  
Low Flow Alternative: Shower Head @ 1.5 gpm: [F161045T-15](#)