




Specifications:

- Metal construction
- Pressure balancing with 2-way, single handle diverting and temperature control
- Maximum temperature limit stop for added safety
- Integral stop check valves for easy maintenance
- Valve and trim packages are sold separately
- Requires the fluid F1002B pressure balancing valve, (sold separately and available in solder, PEX and PEX-W.)

Components:

| | |
|---------------|-----------------------|
| F1001T | Sleeve tube and cap |
| FP6016041 | Quad Handle |
| FP6001033-2PS | Square Cover Plate |
| FP6027008 | 8" Shower Arm |
| FP10130 | 4" Square Shower Head |
| FP6004048 | Square Hand Shower |
| FA101 | Slide Bar |
| FP6081048 | Wall Outlet |
| FP6001006 | 60" Shower Hose |

Features:

-  Requires F1002B
-  Bubble Level
-  Integral Stops

Quad 4" Shower Head & Hand Shower Trim Kit (single handle)

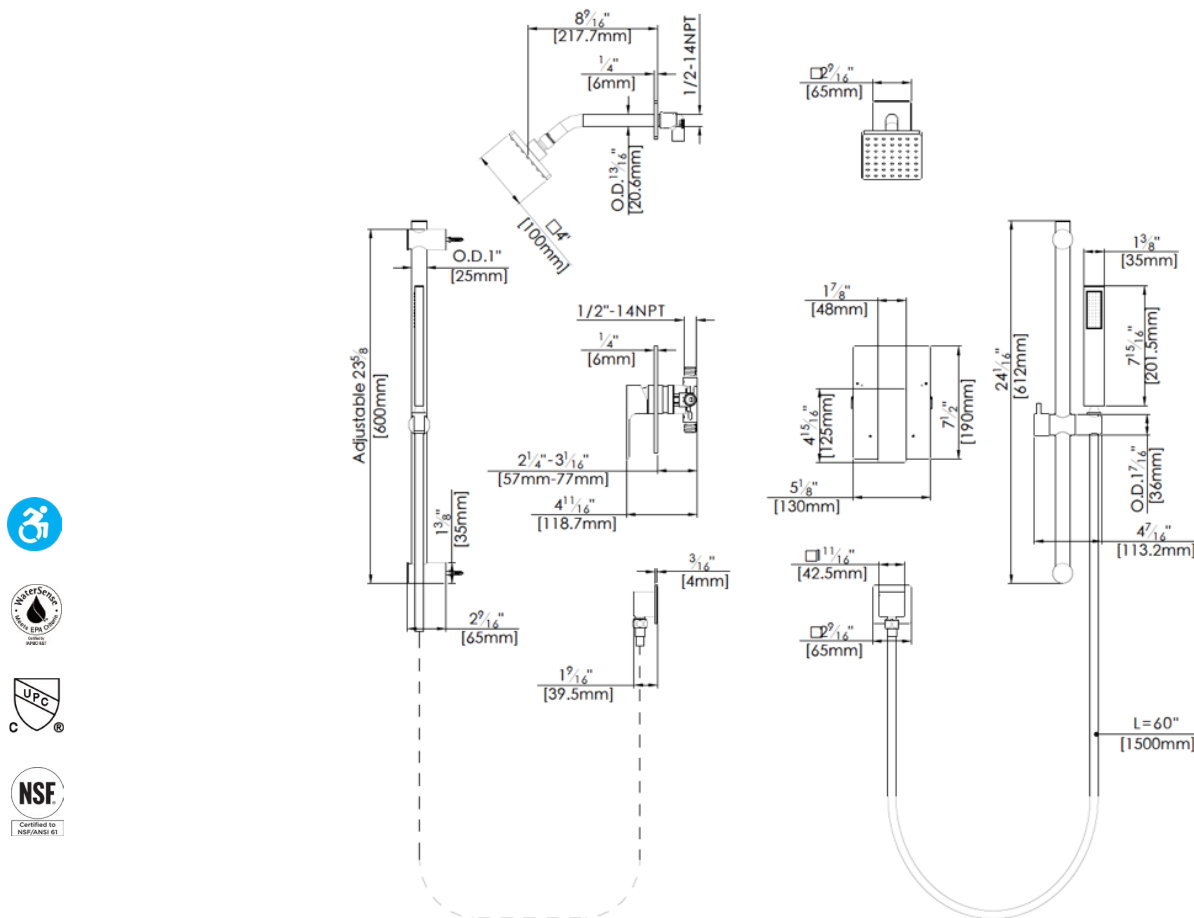
F164106T



Available in Polished Chrome (CP) and Brushed Nickel (BN)

Technical Drawing

F164106T



Warranty:

Limited Lifetime Faucet Warranty
against material and manufacturing
defects for residential use.

2 Year Limited Warranty on all industrial,
commercial and business applications.

Codes and Standards:

ANSI/ASME A112.18.1

CSA B125.1

IAPMO / cUPC Listed

Flow Rate:

Shower Head 1.8 gpm @ 60 psig

Hand Shower 1.8 gpm @ 60 psig

Low Flow Alternative: Shower Head &
Hand Shower @ 1.5 gpm: **F164106T-15**