

Quad Sprint Bathroom faucet

F16003MB



Specifications:






- Heavy brass construction
- High quality ceramic cartridge ensures lifelong trouble free service
- Single lever handle operation, allowing both volume and temperature control
- fluid Eco-Care swivel aerator prevents splash back by allowing adjustment to the direction of water flow
- Flow restricted to 1.0 gpm, (3.8 lpm) at 60 psi
- Extra long flexible connection for easy installation
- Single-hole mounting with supplied wrench tool
- 1-1/2" faucet hole size for drilling is recommended
- Includes the fluid Quick Clean waste pop-up drain, with removable basket
- ADA Compliant



FA726MB

Quick Clean Pop-Up
with Overflow

Features:

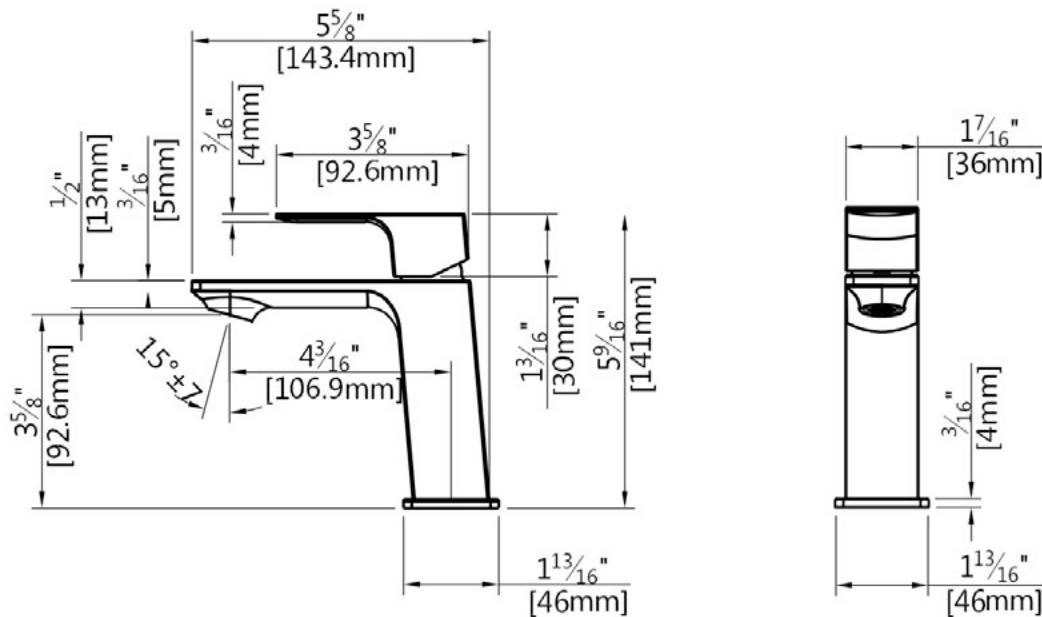
-  Removable Quick Clean Basket
-  Extra Long Supply Lines
-  Precision Ceramic Disc Cartridge
-  Brass Construction
-  Swivel Aerator to align water stream

Matte Black (MB)



Technical Drawing

F16003MB



Warranty:

Limited Lifetime Faucet Warranty against material and manufacturing defects for residential use.

2 Year Limited Warranty on all industrial, commercial and business applications.

Codes & Standards:

ANSI/ASME A112.18.1

CSA B125.1

NSF/ANSI/CAN 61: Q < 1

NSF / ANSI / CAN372

IAPMO / cUPC Listed

EPA Watersense Listed

ADA Compliant

Flow Rate:

1 gpm, (3.8 lpm), @ 60 psig