




## Specifications:

- ➔ Metal construction for durability and reliability
- ➔ Pressure balancing with 2-way single handle diverting and temperature control
- ➔ Maximum temperature limit stop for added safety
- ➔ Integral stop check valves for easy maintenance
- ➔ Valve and trim packages are sold separately
- ➔ Requires the fluid F1002B pressure balancing valve, (sold separately and available in solder, PEX and PEX-W.)
- ➔ ADA Compliant

## Components:

F1001T .....	Cartridge Sleeve
FP6024041 .....	Citi Handle
FP6001035-2PS .....	Round Cover Plate
FP6016008 .....	8" Shower Arm
FP20100 .....	5 Function Shower Head
FP6001048 .....	Round Hand Shower
FA101 .....	Slide Bar
FP6082048 .....	Wall Outlet
FP6001006 .....	60" Shower Hose

## Features:

-  Requires F1002B
-  Bubble Level
-  Integral Stops

## Citi 5 Function Shower Head & Hand Shower Trim Kit With FA101

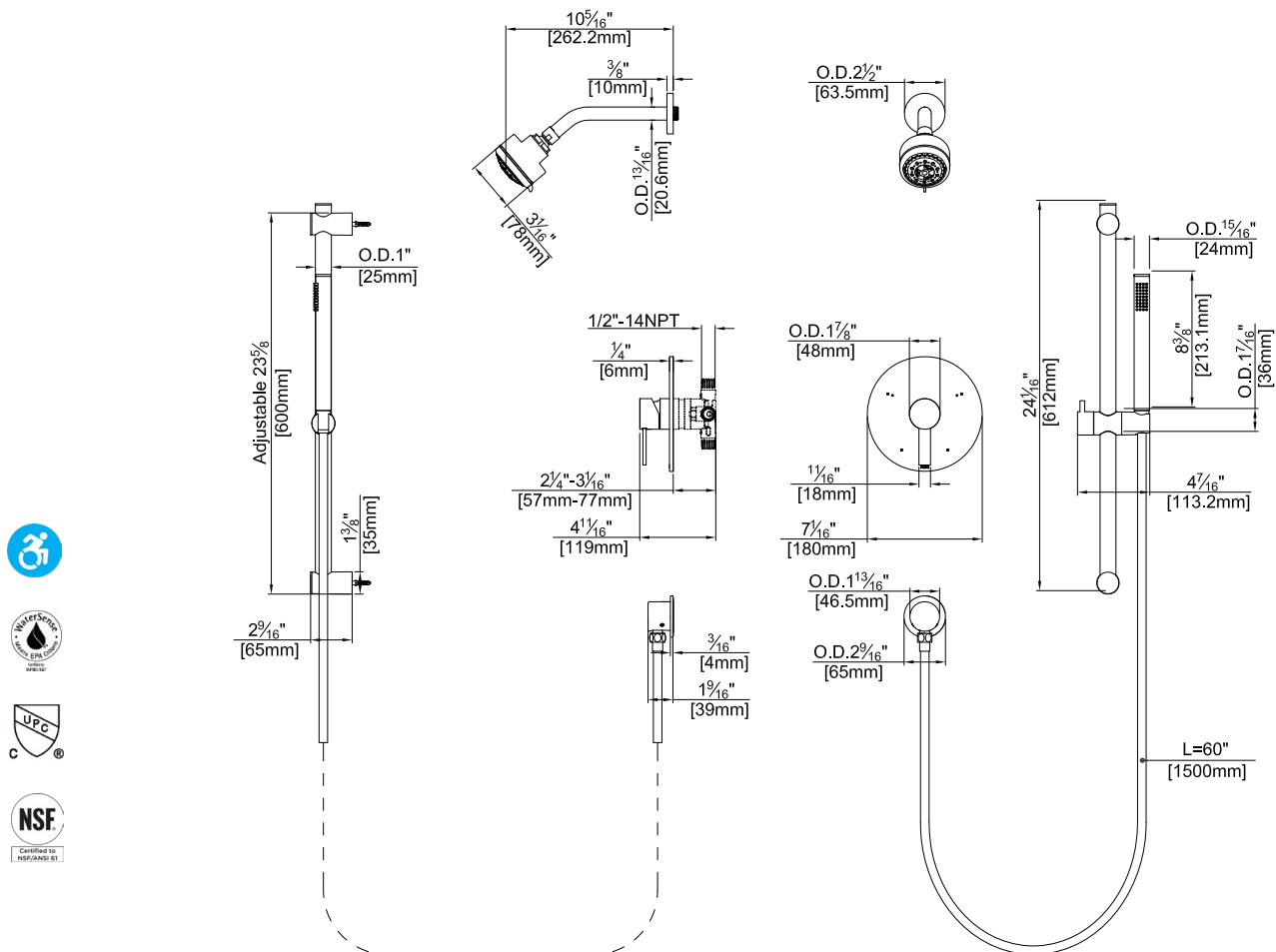
F244103T



Available in Polished Chrome (CP) and Brushed Nickel (BN)

## Technical Drawing

F244103T



**Codes and Standards:** ANSI/ASME A112.18.1, CSA B125.1, IAPMO / cUPC Listed, EPA Watersense Listed

## Warranty:

Limited Lifetime Faucet Warranty against material and manufacturing defects for residential use.

2 Year Limited Warranty on all industrial, commercial and business applications.

## Kit Variations:

Kit with square style cover plate & diverter handle: **F244103T-S**

## Flow Rate:

Shower Head 1.8 gpm @ 60 psig

Hand Shower 1.8 gpm @ 60 psig

Low Flow Alternative: Shower Head & Hand Shower @ 1.5 gpm: **F244103T-15**