

Citi 6" Switch Shower Head & Hand Shower Wand Trim Kit

F241014T

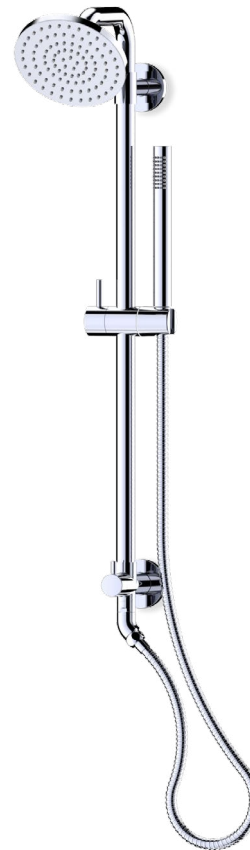
Specifications:

- Metal construction for durability and reliability
- Pressure balancing volume control
- Max-temperature limit stop for added safety
- Integral stop check valves for easy maintenance
- Valve and trim packages are sold separately
- Requires the fluid F1001B pressure balancing valve, (sold separately and available in solder, PEX and PEX-W.)
- ADA Compliant

Components:

F1001T	Cartridge Sleeve
FP6024041	Citi Handle
FP6001035-1PB	Round Cover Plate
FP900208-TALL	8" Switch Shower Arm
FP6000350	6" Shower Head
FP6001048	Round Hand Shower Wand*
FP933000	Switch Slide Bar
FP6001006	60" Shower Hose*


* Matte black version features the FP6001007MB Shower Hose & FP6006048MB Round Shower Wand



Features:

 Requires non-diverting F1001B or F1011B valve

 Integral Stops  Bubble Level

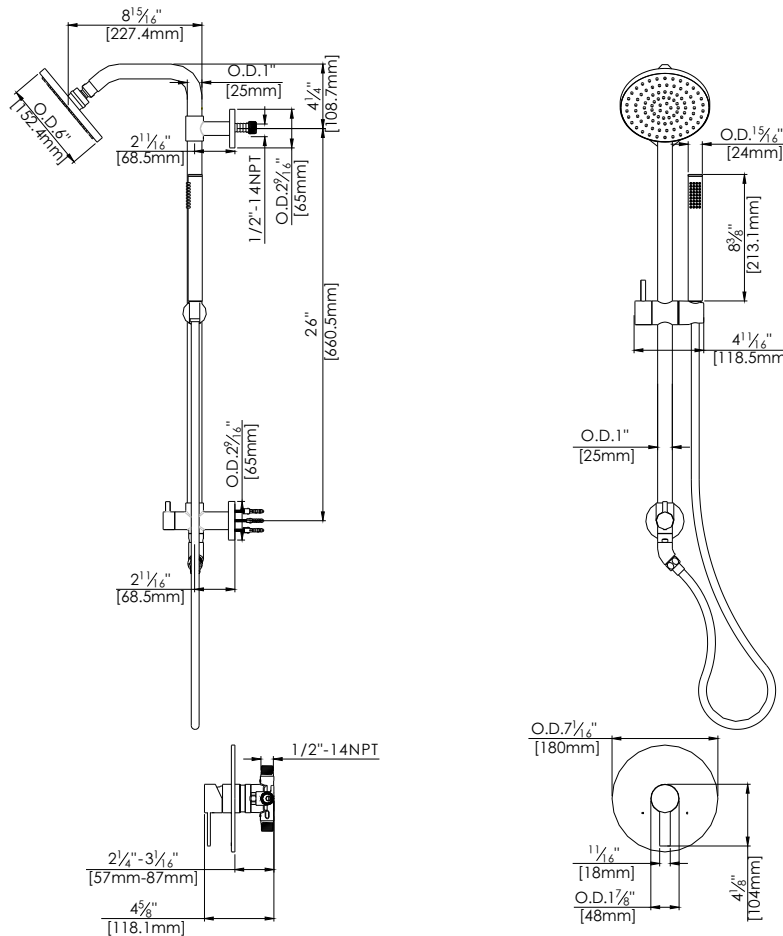
 Speed Connect

Polished Chrome (CP), Brushed Nickel (BN) and Matte Black (MB)



Technical Drawing

F241014T



Codes and Standards: ANSI/ASME A112.18.1, CSA B125.1, IAPMO/cUPC Listed, EPA Watersense Listed

Warranty:

Limited Lifetime Faucet Warranty against material and manufacturing defects for residential use.

2 Year Limited Warranty on all industrial, commercial and business applications.

Kit Variations:

Kit with ADA diverter handle:
F241014T-AR

Kit with square style cover plate & diverter handle: **F241014T-S**

Flow Rate:

Shower Head 1.8 gpm @ 60 psig
Hand Shower 1.8 gpm @ 60 psig

Low Flow Alternative: Hand Shower & Shower Head @ 1.5 gpm: **F241014T-15**

F241014T October 2023

fluid by **Sustainable Solutions**

8395 Riverbend Court, Burnaby, BC
V3N 5E7, Canada

