

## Wisdom 6" Shower Head & Hand Shower Trim Kit

F284101T




### Specifications:

- ➔ Metal construction for durability and reliability
- ➔ Pressure balancing with 2-way, single handle diverting and temperature control
- ➔ Max-temperature limit stop for added safety
- ➔ Integral stop check valves for easy maintenance
- ➔ Valve and trim packages are sold separately
- ➔ Requires the fluid F1002B pressure balancing valve, (sold separately and available in solder, PEX and PEX-W.)

### Components:

F1001T .....	Sleeve Tube and Cap
FP6028341 .....	Wisdom Handle
FP6001035-2PS .....	Round Cover Plate
FP6000350 .....	6" Shower Head
FP6016008 .....	8" Shower Arm
FP6001048 .....	Hand Shower Wand
FP6001010 .....	Hand Shower Holder
FP6082048 .....	Wall Outlet
FP6001006 .....	60" Shower Hose

### Features:

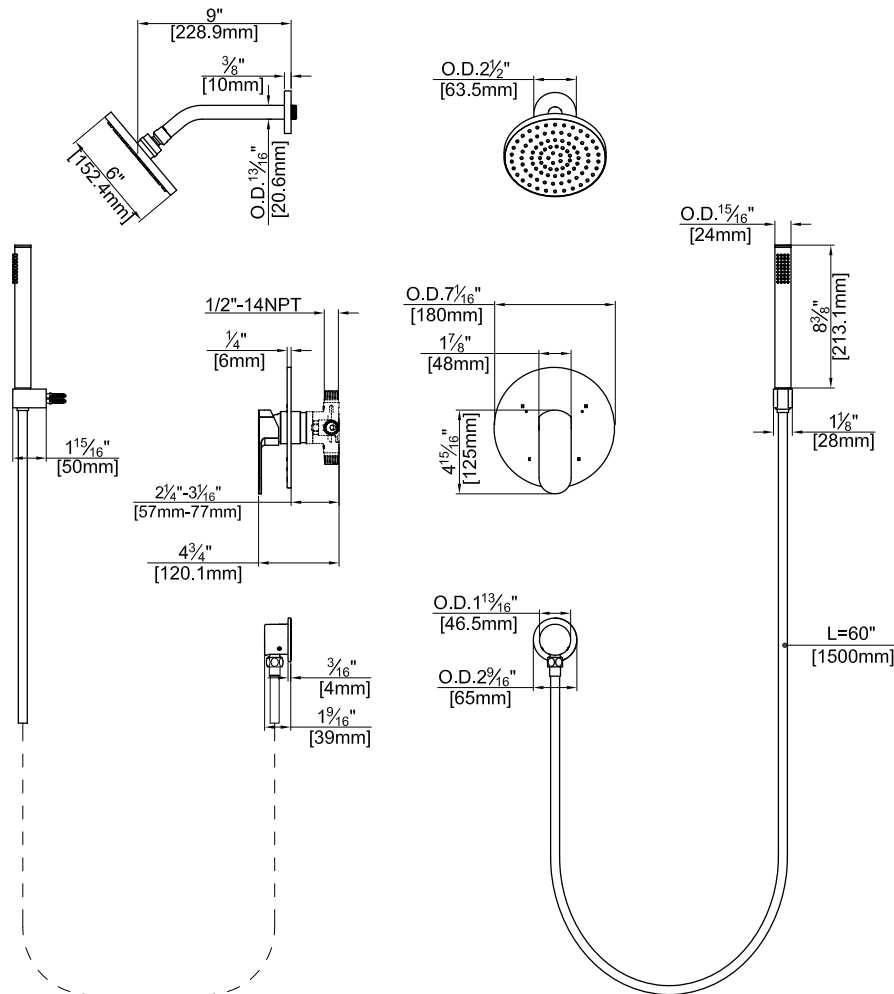
-  Requires F1002B
-  Bubble Level
-  Integral Stops



Available in Polished Chrome (CP) and Brushed Nickel (BN)

## Technical Drawing

# F284101T



### Warranty:

Limited Lifetime Faucet Warranty against material and manufacturing defects for residential use.  
2 Year Limited Warranty on all industrial, commercial and business applications.

### Codes and Standards:

ANSI/ASME A112.18.1  
CSA B125.1  
IAPMO / cUPC Listed

### Flow Rate:

Shower Head 1.8 gpm @ 60 psig  
Hand Shower 1.8 gpm @ 60 psig

Low Flow Alternative: Shower Head & Hand Shower @ 1.5 gpm: **F284101T-15**