

## Specifications:

- Metal construction for durability and reliability
- Pressure balancing volume control
- Max-temperature limit stop for added safety
- Integral stop check valves for easy maintenance
- Valve and trim packages are sold separately
- Requires the fluid F1001B pressure balancing valve, (sold separately and available in solder, PEX and PEX-W.)

## Components:

F1001T .....	Sleeve Tube and Cap
FP6028341 .....	Wisdom Handle
FP6001035-1PB .....	Round Cover Plate
FP6098034L .....	7.5" Curved Diverting Tub Spout
FP6016008 .....	8" Shower Arm
FP10120 .....	4" Round Shower Head

## Wisdom Curved Diverting Tub Spout & 4" Shower Head Trim Kit

F281045T



## Features:



Requires F1001B



Bubble Level



Integral Stops

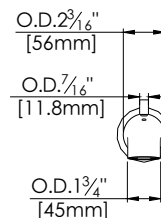
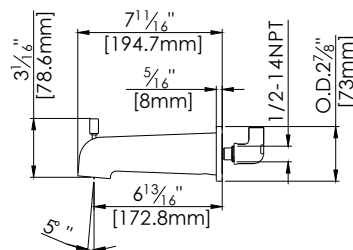
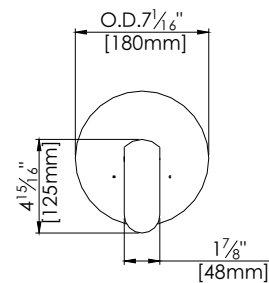
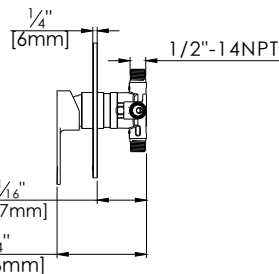
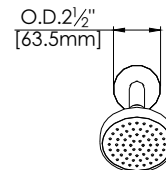
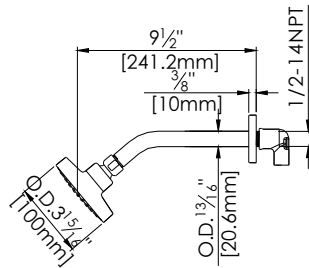


Slip Fit Connection

Polished Chrome (CP), Brushed Nickel (BN) and Matte Black (MB)

## Technical Drawing

F281045T



## Warranty:

Limited Lifetime Faucet Warranty  
against material and manufacturing  
defects for residential use.

2 Year Limited Warranty on all industrial,  
commercial and business applications.

## Codes and Standards:

ANSI/ASME A112.18.1

CSA B125.1

IAPMO / cUPC Listed

EPA Watersense Listed

## Flow Rate:

Shower Head 1.8 gpm @ 60 psig

Tub Spout 4.5 gpm @ 60 psig

Low Flow Alternative: Shower Head @  
1.5 gpm: **F281045T-15**