

SPECIFICATIONS

Customer Service: 1-800-460-7019
www.fluidfaucets.com

Specifications

- Metal construction for durability and reliability
- Pressure balancing volume control with 2-way diverter with shut off or sharing
- Max-temperature limit stop for added safety
- Integral stop check valves for easy maintenance
- 5-function round shower head and 8" shower arm
- Square tub spout with fluid speed connection
- Requires pressure balancing valve with shut off F1012B or F1012B-PEX or F1012B-PEX-W OR
- Requires pressure balancing valve with sharing F1012B-SHARE or F1012B-SHARE-PEX or F1012B-SHARE-PEX-W
- Valve and trim packages are sold separately

Finish

- MB (Matte Black)

Flow Rate

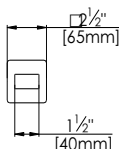
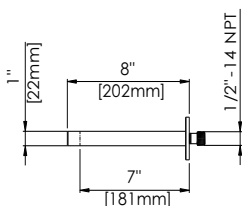
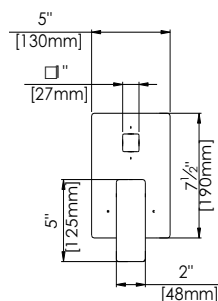
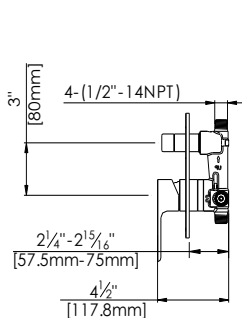
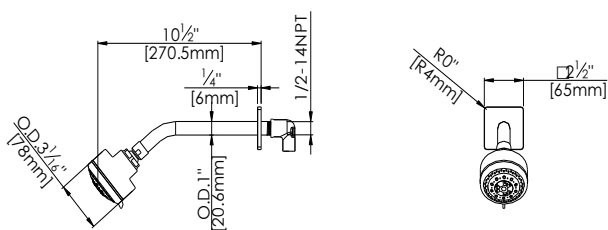
- Shower head 1.8 gpm @ 60 psig
- Tub spout 4.5 gpm @ 60 psig

Codes and Standards

- ANSI/ASME A112.18.1
- CSA B125.1
- IAPMO / cUPC

Warranty

- Limited Lifetime Faucet Warranty against material and manufacturing defects for residential use.
- 2 Year Limited Warranty on all industrial, commercial and business applications.



fluid Quad Series Shower Head and Tub Spout Trim Kit

Model: F162212TMB

Includes:

- | | |
|-----------------|------------------------|
| F1001TMB | Sleeve Tub and Cap |
| FP801013MB | Diverter Sleeve Tube |
| FP6016041MB | Quad Handle |
| FP605752MB | Square Diverter Handle |
| FP6001143MB-2PB | Square Cover Plate |
| FP20100MB | 5-Function Shower Head |
| FP6027008MB | 8" Shower Arm |
| FP6056034MB | Square Tub Spout |

