


Somerton Smart Back Outlet Parts Breakdown

Tank: 829110W/-R Bowl: 829107W

Flush Valve (the part inside a toilet tank that brings water into the bowl and initiates the flush)

The Somerton Smart (Lever) Flush Valve is a **Model A2432-G-829110W (Left)** or **A2432-G-829110W-R (Right)**




At the bottom of the flush valve there is a seal that needs to be replaced occasionally as part of regular toilet maintenance.

The Somerton Smart Flush Valve Seal is a **30795 Seal**



Fill Valve (The part inside a toilet tank that fills the tank with water and prevents water from overflowing)

The Somerton Smart (Lever) Fill Valve is a **Model A1280**




Between the Somerton Toilet tank and the bowl there is a foam seal. (This seal may need to be replaced if the tank is removed from the bowl for any reason.)

The Somerton Tank to Bowl Seal is a **687214 Foam Seal**




Inside view of Somerton Smart (Lever) Tank (829110W/-R)



Fill Valve Flush Valve

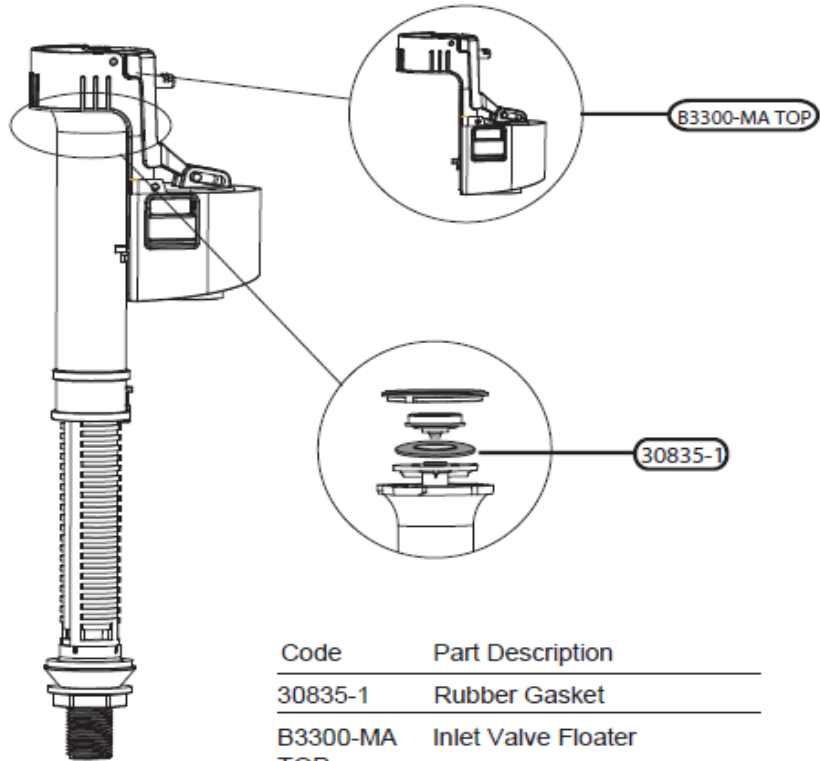
Metal Lever handles are :

Model A2432060600 (Left) or **A2432060700 (Right)**



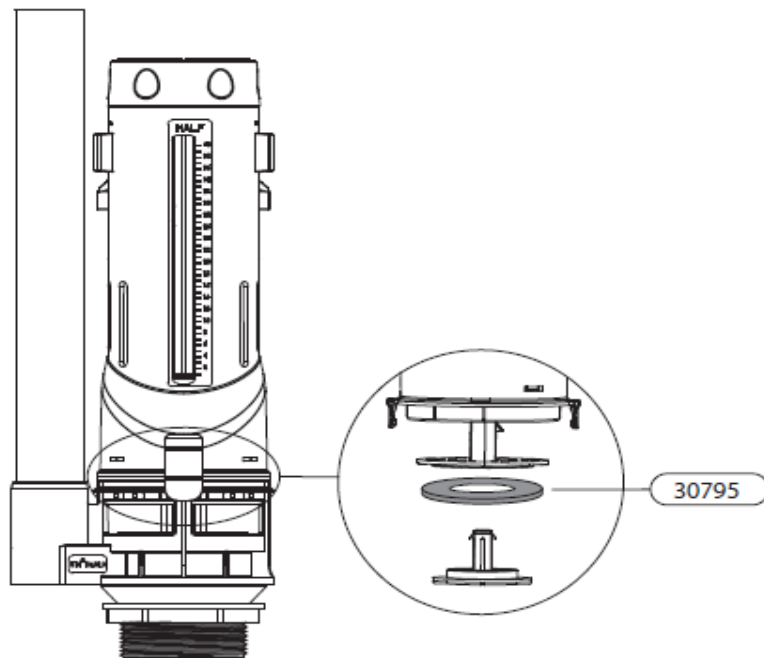
Model M-14738 Back Outlet Connector

Inlet Valve Replacement Parts



Code	Part Description
30835-1	Rubber Gasket
B3300-MA TOP	Inlet Valve Floater
B3300-MA	Inlet Valve

Outlet Valve Replacement Parts



Code	Part Description
30795	Outlet Valve Diaphragm Seal
B4910T-G	Outlet Valve 1.28/0.8 Gal (4.8/3 L)