

# valves

PRESSURE BALANCING AND  
THERMOSTATIC SHOWER VALVES

# fluid shower valve story...

The fluid valve story is one of evolution. Never content with the status quo, as valve and cartridge technology evolves, so too does the fluid valve. Our goal is to always offer best in class product, meaning the best technology, most features and best design at any given price point.

## forged

---




### Brass is forged, not cast

Forged from solid brass, fluid valves are crafted using the strongest materials and manufacturing process available. Unlike cast valves that can have a weaker structure and be susceptible to pinholes in the brass, forging is created under tremendous pressure and results in brass with a tighter grain structure and no tiny gaps or holes. The result is long lasting precision shower technology that you can trust.

## flexibility

---

What you love today, you may not love tomorrow, or next week, or next year. This can make choosing fixtures stressful. Relax, because if you change your mind about your fluid shower style or finish, you can change it! fluid valves each offer a myriad of style choices, and if you want to make a change, you can do it without having to take apart your shower walls!



We pay painstaking attention to the installation process for our valves. Virtually foolproof installations save you time, money and most importantly, ensures that your shower works exactly as it was designed.

## installation

---



### level install

Bubble levels on all of our valves takes the guesswork out and ensures a perfectly straight installation every time. This matters because a crooked valve means a crooked faceplate. Nobody wants their beautiful new shower system to be anything but perfectly straight.

### right depth

Our valves have built in depth flexibility and if something goes wrong, we also have extension kits available. So even if a mistake happens, it can usually be fixed without having to remove the valve.

### worry free...

fluid valves are covered by a lifetime warranty, providing peace of mind.

## trust

---

If you have questions regarding any of our products, we are here to help! We post our phone number and email everywhere, to make it fast and easy to connect with our professional customer service team. We are located in North America. We are here and ready to pick up your calls and answer your questions quickly. We have built trust and a strong reputation for service one customer at a time.








# Pressure Balancing Story

Fluid pressure balancing valves work by expertly controlling the volume of incoming hot and cold water to deliver an outstanding shower experience that is also safe. Your valve compensates for outside factors and automatically adjusts the hot water pressure to balance the change, so you never have to worry about scalding. Just relax and enjoy!

## SAFETY

Do you have vulnerable people in your home? We have even more ways to protect your loved ones. Maximum temperature limits can ensure that everyone can shower safely.



# Pressure Balancing Valves

## **F1001B**

### Non-Diverting Valve

Available in Solder/NPT, PEX & PEX-W, (F1960)

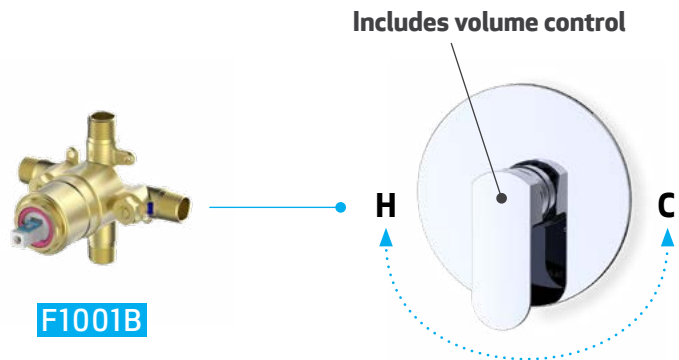
#### Used for:

Single element showers, (shower, hand shower or tub spout only); Switch shower systems and Value Added Systems, (VAE), that use a diverting tub spout.

#### Models Available:

- a. F1001B
- b. F1001B-PEX
- c. F1001B-PEX-W

Extension Kit, (extends valve)  
F-EXTVC-BL



The F1001B is the height of straightforward efficiency. To turn water on and adjust volume to single shower element, pull the handle outward. To increase water temperature, turn the handle to the left and to decrease it, turn the handle to the right. Turn water off by pushing the handle back in to the starting position.

## **F1002B**

### Single Handle, 2-Way Diverting Valve

Available in Solder/NPT, PEX & PEX-W, (F1960)

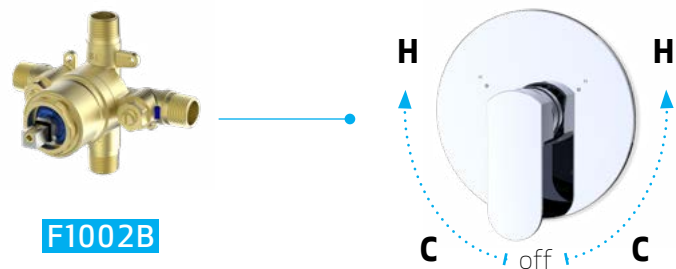
#### Used for:

Shower systems designed with two elements, (such as tub & shower, dual shower heads or shower head and hand shower). Suitable for back to back installations and will meet ADA requirements.

#### Models Available:

- a. F1002B
- b. F1002B-PEX
- c. F1002B-PEX-W

Extension Kit, (extends valve)  
F-EXT1002B



To turn water on to one element, turn the handle to one side. As you move the handle higher, the temperature increases. To divert water to a second element, turn the handle to the other side. When the handle is in the lowest position, all elements are off. Water temperature is adjusted each time water is diverted from one element to another.

Each valve has trims available in all series, and different finishes, so if you wish to change the color, shape or style of a trim kit later on, it can easily be changed in minutes, without having to change the rough-in behind the wall.



and how they work...

## **F1012B**

### Two Handle, 2-Way Diverting Valve\*

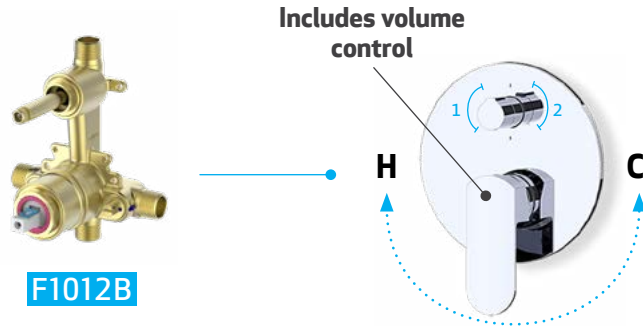
Available in Solder/NPT, PEX & PEX-W (F1950)

#### Used for:

Shower systems designed with two elements, (such as tub & shower, dual shower head or shower head and hand shower). Sharing is available where allowable by code.

#### Models Available:

- a. F1012B
  - b. F10012-PEX
  - c. F10012-PEX-W
  - d. F1012B-SHARE
  - e. F1012B-PEX-SHARE
  - f. F1012B-PEX-W-SHARE
- Extension Kit, (extends valve): F-EXT1012 (CP BN MB)



To turn the shower on and control water volume, simply pull the larger handle outward. To regulate the temperature, turn the large handle to the left for warmer water and to the right for cooler water. To divert water from one element to another, turn the smaller, diverter handle to the left or right. The water temperature does not have to be adjusted each time you divert the water between elements.

## **F1003B**

### Two Handle, 3-Way Diverting Valve\*

Available in Solder/NPT, PEX & PEX-W, (F1960)

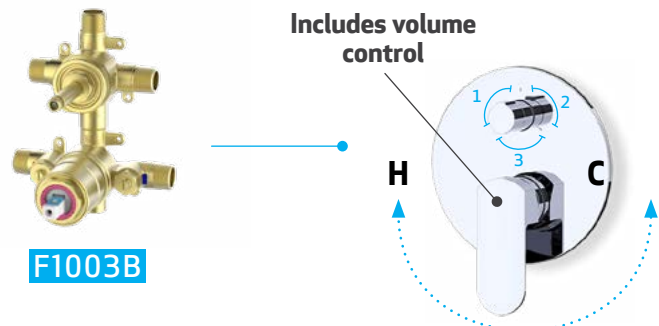
#### Used for:

Shower systems designed with three elements, (such as tub, shower & hand shower). Sharing is available where allowable by code.

#### Models Available:

- a. F1003B
- b. F1003B-PEX
- c. F1003-PEX-W
- d. F1003B-SHARE
- e. F1003B-PEX-SHARE
- f. F1003B-PEX-W-SHARE

Extension Kit, (extends valve): F-EXT1003



To turn the shower on and control water volume, pull the larger handle outward. To regulate temperature, turn the large handle to the left for warmer water and to the right for cooler water. To divert water between three shower elements, turn the smaller, diverter handle in a circular motion, clicking between elements.

## \*About Sharing

The F1012B and F1003B are available with sharing, allowing you to operate 2 shower elements at once. (Note: sharing is only available to regions where it is allowed by code. They are prohibited by code in California.)



# Pressure Balancing Valve Features



## integral stops

An easy turn of the integral stops will shut off water to your valve, making maintenance quick and easy. There is no need to shut water off to the home, interrupting your day.



## bubble level

We attach a bubble level to every valve to ensure an easy, straight installation. If your valve isn't straight in the wall, your trim won't be straight either, affecting your design and enjoyment.



## heavy brass

The sheer heft of a fluid valve inspires confidence. We use a superior forged brass process that presses brass at up to two millions pounds of pressure per square inch. Unlike cast brass, forged valves aren't subject to pinholes or imperfections and are far more durable. This means superior leak protection and a long life.



## ceramic disc cartridge

Our pressure balancing volume control ceramic cartridge ensures effortless, smooth operation, anti-scald protection and lifetime performance.



## max. temperature limit stop

Fluid valves already ensure anti-scald protection through the pressure balancing cartridge, but we take it a step further. The temperature limit stop allows you to control the maximum possible temperature of your shower with a simple turn of this ring, enhancing protection to even the most vulnerable users.



## tear-off mud guard

These sturdy mudguards protect your fluid valve during the tiling process and then easily tear off when you are ready to install your trim. They can be replaced if necessary with basic screws.







H

fluid




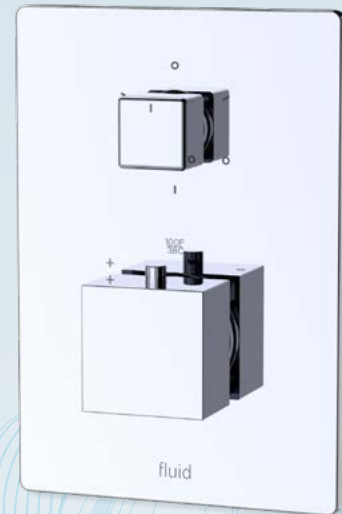
# Thermostatic story...

fluid thermostatic valves are crafted for precision. The valve regulates water temperature by controlling the incoming hot and cold water by actual temperature rather than volume. The system senses your incoming water temperature and constantly adjusts to maintain the exact temperature chosen.

Precision and safety

## TRUST

fluid Thermostatic valves are powered by Fluhs cartridges out of Germany. Fluhs has long been a global industry leader for quality, reliability and performance. In short - this is technology that you can trust!



# Thermostatic Valves



## F5002B

### 2-Way Diverting Valve

Available in Brass

#### Used for:

Shower systems designed with two elements, such as tub and shower or shower and hand shower systems.

#### Models Available:

F5002B

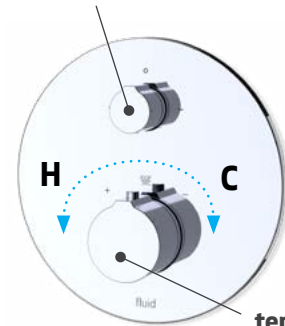
Extension Kit, (extends valve):

F-EXT5002



F5002B

#### Diverting Handle



temperature control

When the small, upper handle indicator is pointed upward, the system is off. To turn water on to a shower element, turn either left or right. To adjust water temperature, turn the lower, larger handle to the left for warmer water and to the right for cooler water. The valve automatically locks at a maximum temperature of 100 degrees. To exceed that temperature, push the safety button in and continue to turn to the left.



## F5003B

### 3-Way Diverting Valve

Available in Brass

#### Used for:

Shower systems designed with three elements, such as tub, shower and hand shower or dual shower head and hand shower kits.

#### Models Available:

a. F5003B

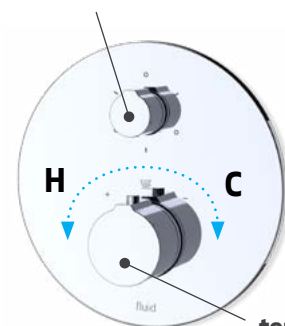
Extension Kit, (extends valve)

F-EXT5002



F5003B

#### Diverting Handle



temperature control

To turn water on to the desired shower element, turn the smaller, upper handle in a circular motion; in between each element position is a system 'off' position. To adjust water temperature, turn the lower, larger handle to the left for warmer water and to the right for cooler water. The valve automatically locks at a maximum temperature of 100 degrees. To exceed that temperature, push the safety button in and continue to turn to the left.





# Thermostatic Valve Features

VALVES 0922C



## integral stops

An easy turn of the integral stops will shut off water to your valve, making maintenance quick and easy. There is no need to shut water off to the home, interrupting your day.



## bubble level

We attach a bubble level to every valve to ensure an easy, straight installation. (If your valve isn't straight in the wall, your trim won't be straight either).



## heavy brass

The sheer heft of a fluid valve inspires confidence. We use a superior forged brass process that presses brass at up to two millions pounds of pressure per square inch. Unlike cast brass, forged brass valves aren't subject to pinholes or imperfections and are far more durable. This means superior leak protection and a long life.



## Flühs cartridge

fluid uses precision brass thermostatic cartridges expertly crafted by Flühs of Germany. Flühs is the world wide market leader in ceramic disc valves for faucet and shower applications.



## 100° temperature limit stop

Anti-scald protection is provided both by the thermostatic cartridge, and the temperature control that automatically locks at 100 degrees to ensure safety to even the most vulnerable users. The lock is bypassed when desired- with the push of a button.



## tear-off mud guard

These sturdy mudguards protect your fluid valve during the tiling process and then easily tear off when you are ready to install your trim. They can be easily replaced if needed with basic screws.



Questions?

[sustainableolutions.com](http://sustainableolutions.com)  
[help@sustainableolutions.com](mailto:help@sustainableolutions.com)  
Toll Free: 1 800 460 7019  
Tel: 604 430 2020

# Feature Sheet & Legend

Look for these icons throughout our catalogues to quickly identify product features.



## Swivel Aerator

Directs flow of water to prevent splashback.



## Removeable easy clean basket

Prevent small items plus dirt and debris from entering drains.



## Precision Ceramic Disc Cartridge

Ensures life-long trouble-free service.



## Slip Fit

For Easy alignment during installation.



## Speed Connect

For Easy and fast installation.



## Suitable for Retrofit

Indicates what can be used as a retrofit solution in a shower.



## Heavy Brass Construction

For durability and reliability.



## F1001B Valve Required

For pressure balancing non-diverting shower kits.



## F1002B Valve Required

For pressure balancing 2-way single handle diverting shower kits.



## F1012B Valve Required

For pressure balancing 2-way two handle diverting shower kits.



## F1003B Valve Required

For pressure balancing 3-way diverting shower kits.



## F5001B Valve Required

For thermostatic non-diverting shower kits.



## F5002B Valve Required

For thermostatic 2-way diverting shower kits.



## F5003B Valve Required

For thermostatic 3-way diverting shower kits.

# Pricing Index

## Valves

Product Number	Product Name	Series	Pricing & Finish
F1001B	Non-Diverting Pressure Balancing Shower Valve	Valves	209
F1001B-PEX	Non-Diverting Pressure Balancing Shower Valve for PEX	Valves	209
F1001B-PEX-W	Non-Diverting Pressure Balancing Shower Valve for cold expansion (F1960)	Valves	209
F1002B	Single Handle 2-Way Diverting Pressure Balancing Shower Valve	Valves	229
F1002B-PEX	Single Handle 2-Way Diverting Pressure Balancing Shower Valve for PEX	Valves	229
F1002B-PEX-W	Single Handle 2-Way Diverting Pressure Balancing Shower Valve for cold expansion (F1960)	Valves	229
F1003B	Two-Handle 3-Way Diverting Pressure Balancing Shower Valve, (non-sharing)	Valves	421
F1003B-PEX	Two-Handle 3-Way Diverting Pressure Balancing Valve for PEX, (non-sharing)	Valves	421
F1003B-PEX-SHARE	Two-Handle 3-Way Diverting Pressure Balancing Valve for PEX, (with sharing)	Valves	421
F1003B-PEX-W	Two-Handle 3-Way Diverting Pressure Balancing Valve for cold expansion, (F1960), (non-sharing)	Valves	421
F1003B-PEX-W-SHARE	Two-Handle 3-Way Diverting Pressure Balancing Valve for cold expansion, (F1960), (with sharing)	Valves	421
F1003B-SHARE	Two-Handle 3-Way Diverting Pressure Balancing Valve, (with sharing)	Valves	421
F1012B	Two-Handle 2-Way Diverting Pressure Balancing Shower Valve- (non-sharing)	Valves	288
F1012B-PEX	Two-Handle 2-Way Diverting Pressure Balancing Shower Valve for PEX - (non-sharing)	Valves	288
F1012B-PEX-SHARE	Two-Handle 2-Way Diverting Pressure Balancing Shower Valve for PEX, (with sharing)	Valves	288
F1012B-PEX-W	Two-Handle 2-Way Diverting Pressure Balancing Shower Valve for cold expansion (F1960) - (non-sharing)	Valves	288
F1012B-PEX-W-SHARE	Two-Handle 2-Way Diverting Pressure Balancing Shower Valve for cold expansion (F1960), (with sharing)	Valves	288
F1012B-SHARE	Two-Handle 2-Way Diverting Pressure Balancing Shower Valve, (with sharing)	Valves	288
F5002B	Thermostatic 2 Way Diverting Shower Valve	Valves	487
F5003B	Thermostatic 3 Way Diverting Shower Valve	Valves	605

PRICING INDEX 0922C

BN – Brushed Nickel, CP – Chrome, MB – Matte Black, PN – Polished Nickel, SS – Stainless Steel

\*Some MB components look similar to those pictured, but material, model numbers and prices may vary.