

Adelaide Basins

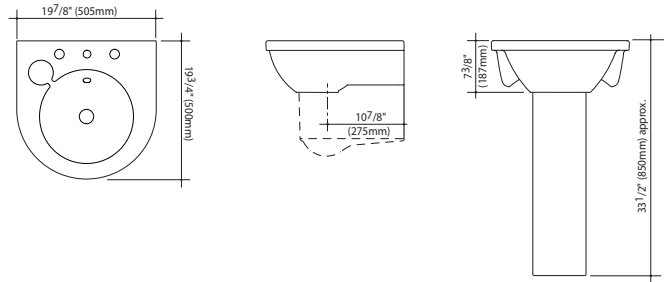


Adelaide Wall Basin
and Pedestal



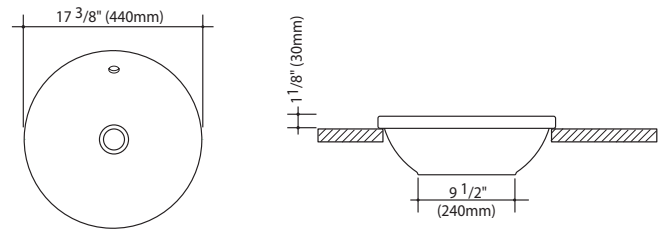
Adelaide Wall Mount

NTH Part #: 861808W/BI
 1TH Part #: 861818W/BI
 3TH 8" Part #: 861838W/BI
 Optional:
 Shroud Part #: 812158W/BI
 Pedestal Part #: 812168W/BI



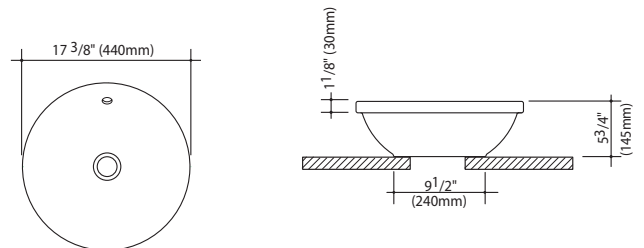
Adelaide Inset

Part #: 891608W/BI



Adelaide Above Counter

Part #: 891508W/BI



W = white, BI = biscuit

Caroma USA
 Phone: +1 800 605 4218
 Fax: +1 503 681 2150
 Website: www.caromausa.com